Unit 3, Lesson 1

Equal Groups of Unit Fractions

Let's look at equal groups of fractions.

Warm-up

How Many Do You See: Oranges

How many do you see? How do you see them?



Activity 1

Crackers, Kiwis, and More

1. Here are some images of crackers:

A



B

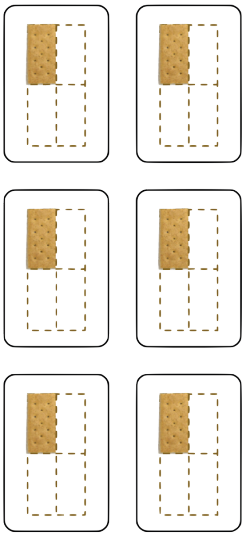

a. How are the crackers in Image A and Image B alike?

b. How are they different?

c. How many crackers are in each image?

d. Write an expression to represent the crackers in each image.

2. Here are more images and descriptions of food items. For each question, write a multiplication expression to represent the quantity. Then answer the question.

   a. Clare has 3 baskets. She put 4 eggs into each basket. How many eggs did she put in baskets?



   b. Diego has 5 plates. He put $\frac{1}{2}$ of a kiwi fruit on each plate. How many kiwis did he put on plates?



   c. Priya prepares 7 plates with $\frac{1}{8}$ of a pie on each. How much pie does she put on plates?



   d. Noah scoops $\frac{1}{3}$ cup of brown rice 8 times. How many cups of brown rice does he scoop?



Activity 2

What Could It Mean?

For each expression:

- Write a story that the expression could represent. The story should be about a situation with equal groups.
- Create a drawing to represent the situation.
- Find the value of the expression. What does this number mean in your story?

1. $8 \times \frac{1}{2}$

2. $7 \times \frac{1}{5}$