



# Attributes of Other Quadrilaterals

Let's describe and draw shapes in specific groups.

## Warm-up

### Number Talk: Divide by 7

Find the value of each expression mentally.

- $70 \div 7$

- $77 \div 7$

- $63 \div 7$

- $56 \div 7$



## Activity 1

### All the Ways

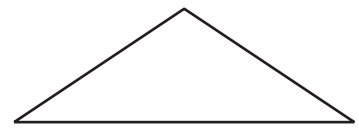
Select **all** the ways you could describe each shape. Be prepared to explain your reasoning.

1



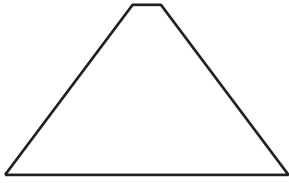
1. triangle
2. quadrilateral
3. square
4. rhombus
5. rectangle

2



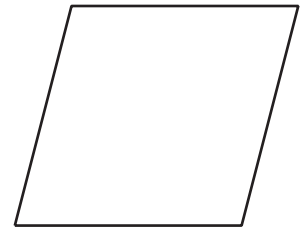
- A. triangle
- B. quadrilateral
- C. hexagon
- D. rhombus
- E. rectangle
- F. square

3



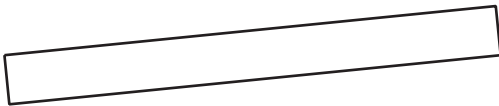
- A. triangle
- B. quadrilateral
- C. pentagon
- D. rhombus
- E. rectangle
- F. square

4




- A. triangle
- B. quadrilateral
- C. hexagon
- D. rhombus
- E. rectangle
- F. square

5



- A. hexagon
- B. quadrilateral
- C. triangle
- D. square
- E. rectangle
- F. rhombus

6




- A. hexagon
- B. quadrilateral
- C. triangle
- D. rhombus
- E. rectangle
- F. square


## Activity 2

### Draw One That's Not . . .


1. Draw a quadrilateral that's not a square.




2. Draw a quadrilateral that's not a rhombus.



3. Draw a quadrilateral that's not a rectangle.



4. Draw as many quadrilaterals as you can that aren't rhombuses, rectangles, or squares.




## Section A Summary

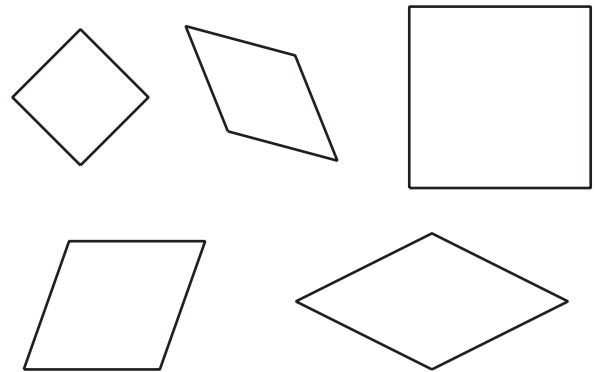
We learned to sort shapes based on attributes, such as the number of sides, side lengths, and the number of right angles. A **right angle in a shape** is the angle made by 2 sides that meet like they do in a rectangle. We also sorted **quadrilaterals** and **triangles** into more specific groups.

We learned that a shape can be named based on its attributes. For example:

- If a quadrilateral has 4 right angles, then it is a **rectangle**.



- If a quadrilateral has 4 equal sides, then it is a **rhombus**.



- If a quadrilateral has 4 equal sides and 4 right angles, then it is a **square**.

