Unit 3, Lesson 13

Multiples of 100

Let's explore multiples of 100 and how other numbers relate to them.

 CC BY NC 2024
Illustrative Mathematics®

Warm-up

Estimation Exploration: Marching Band

How many people are in the marching band?

Record an estimate that is:

too low	about right	too high

Activity 1

About 100? Close to 100?

1. Here are the numbers of people in different parts of a school at noon during a school day.

   - playground: 94
   - cafeteria: 163
   - art room: 36
   - library: 49
   - classrooms: 216
   - gymnasium: 109
   - music room: 52

   Where in the school would you say that there are about 100 people?

   Record the numbers in the table. Be prepared to explain your reasoning.

about 100	not about 100

2. Now decide if the number of people in each part of the school is close to 0, close to 100, or close to 200.

   If you don't think a number belongs in any column, set it aside. Be prepared to explain your reasoning.

close to 0	close to 100	close to 200

Activity 2

Close to Multiples of 100

Your teacher will assign a set of numbers to you.

A	94	36	109	163	229
B	24	52	216	11	481
C	187	135	67	83	241
D	332	154	408	296	45
E	279	205	377	449	73

1. Work with your group to decide on which number line each number should go. Then locate and label each number on the number line.

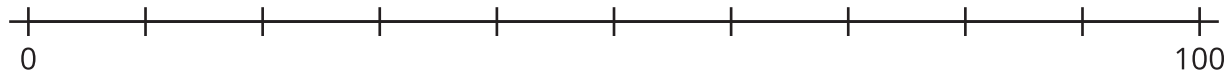

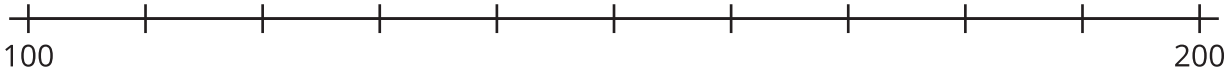

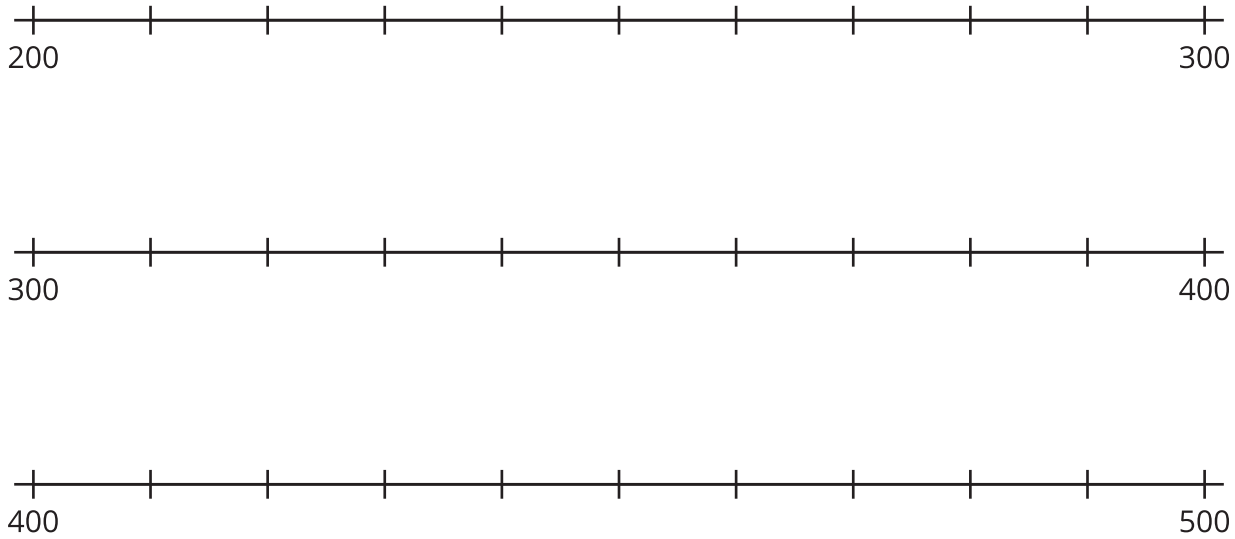

2. Locate and label 364 on the correct number line.

   a. Name the 2 multiples of 100 that are closest to 364.

   b. Of the 2 multiples of 100 you named, which is closer to 364?

3. Write the numbers assigned to you earlier. For each number, name the nearest multiple of 100.

number					
nearest multiple of 100					