

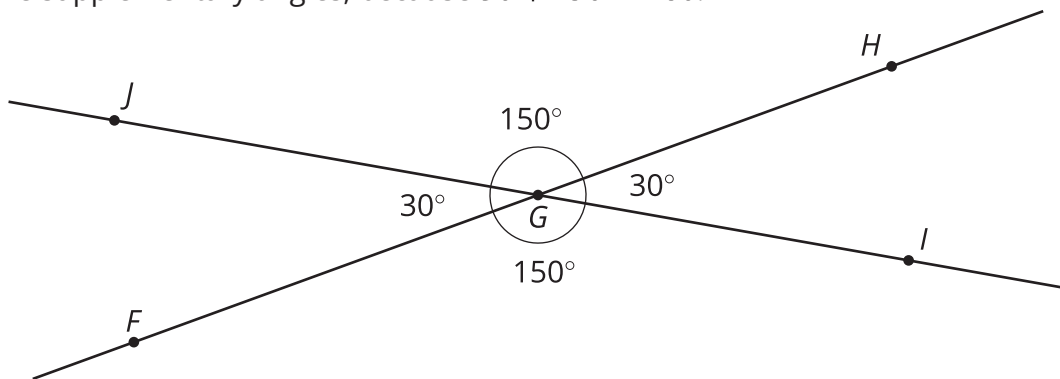
Unit 7 Family Support Materials

Angles, Triangles, and Prisms

Section A: Angle Relationships

This week your student will be working with some relationships between pairs of angles.

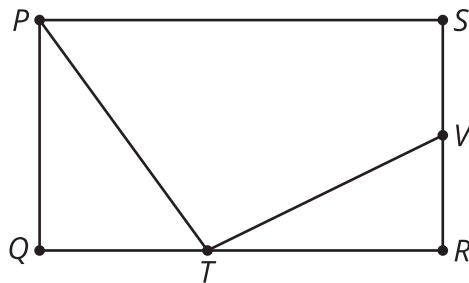
- If two angles add to 90° , then we say they are **complementary angles**. If two angles add to 180° , then we say they are **supplementary angles**. For example, angles JGF and JGH below are supplementary angles, because $30 + 150 = 180$.



- When two lines cross, they form two pairs of **vertical angles**. Vertical angles are across from each other. In the previous figure, angles JGF and HGI are vertical angles. So are angles JGH and FGI . Vertical angles always have equal measures.

Here is a task to try with your student:

Rectangle $PQRS$ has points T and V on two of its sides.



- Angles SVT and TVR are supplementary. If angle SVT measures 117° , what is the measure of angle TVR ?
- Angles QTP and QPT are complementary. If angle QTP measures 53° , what is the measure of angle QPT ?

Solution:

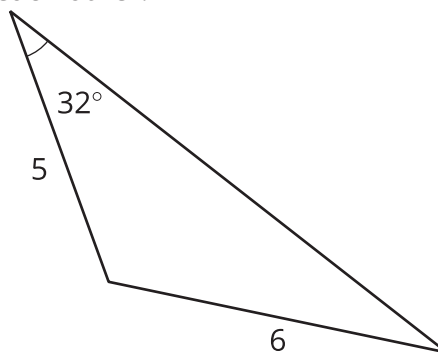
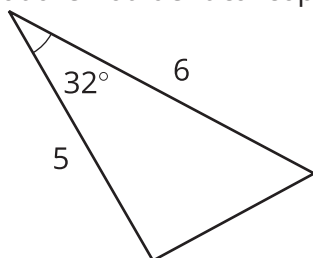
1. Angle TVR measures 63° , because $180 - 117 = 63$.
2. Angle QPT measures 37° , because $90 - 53 = 37$.



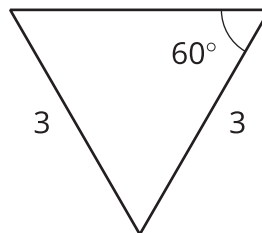
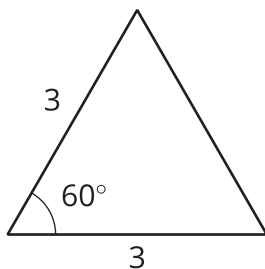
Section B: Drawing Polygons with Given Conditions

This week your student will be drawing shapes based on a description. What options do we have if we need to draw a triangle, but we only know some of its side lengths and angle measures?

- Sometimes we can draw more than one kind of triangle with the given information. For example, “sides measuring 5 units and 6 units, and an angle measuring 32° ” could describe two triangles that are not identical copies of each other.



- Sometimes there is only one unique triangle based on the description. For example, here are two identical copies of a triangle with two sides of length 3 units and an angle measuring 60° . There is no way to draw a *different* triangle (a triangle that is not an identical copy) with this description.

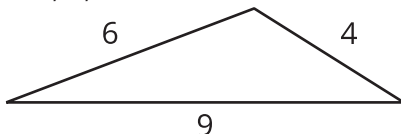


- Sometimes it is not possible to draw a triangle with the given information. For example, there is no triangle with sides measuring 4 inches, 5 inches, and 12 inches. (Try to draw it and see for yourself!)

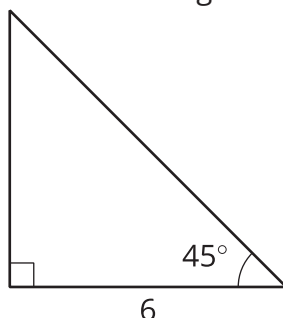
Here is a task to try with your student:

Using each set of conditions, can you draw a triangle that is *not an identical copy* of the one shown?

1. a triangle with sides that measure 4, 6, and 9 units

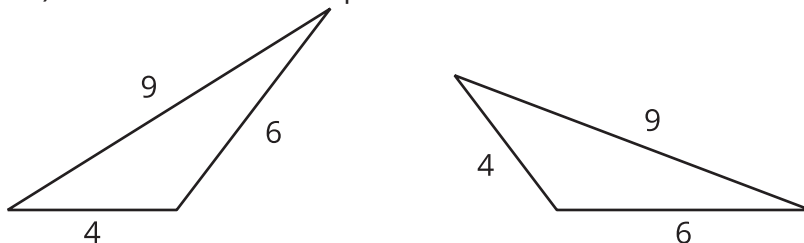


2. a triangle with a side that measures 6 units and angles that measure 45° and 90°

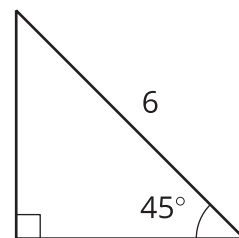


Solution:

1. There is no way to draw a *different* triangle with these side lengths. Every possibility is an identical copy of the given triangle. (We could cut out one of the triangles and match it up exactly to the other.) Here are some examples:

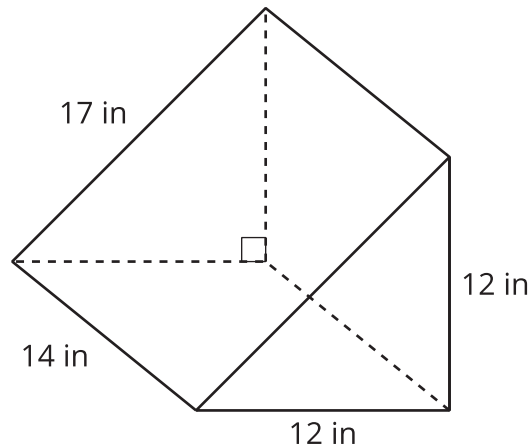


2. You can draw a different triangle by putting the side that is 6 units opposite from the 90° angle instead of next to it. This is not an identical copy of the given triangle, because it is smaller.



Section C: Solid Geometry

This week your student will be thinking about the surface area and **volume** of three-dimensional figures. Here is a triangular **prism**. Its **base** is a right triangle with sides that measure 12, 12, and 17 inches.



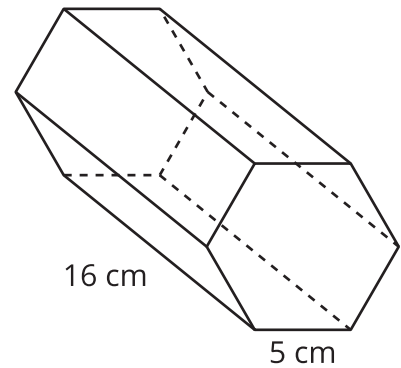
In general, we can find the volume of any prism by multiplying the area of its base times its height. For this prism, the area of the triangular base is 72 in^2 , so the volume is $72 \cdot 14$, or $1,008 \text{ in}^3$.

To find the surface area of a prism, we can find the area of each of the faces and add them up. The example prism has two faces that are triangles and three faces that are rectangles. When we add all of these areas together, we see that the prism has a total surface area of $72 + 72 + 168 + 168 + 238$, or 718 in^2 .

Here is a task to try with your student:

The base of this prism is a hexagon where all the sides measure 5 cm. The area of the base is about 65 cm^2 .

1. What is the volume of the prism?
2. What is the surface area of the prism?



Solution:

1. The volume of the prism is about $1,040 \text{ cm}^3$, because $65 \cdot 16 = 1,040$.
2. The surface area of the prism is 610 cm^2 , because $16 \cdot 5 = 80$ and $65 + 65 + 80 + 80 + 80 + 80 + 80 + 80 = 610$.