



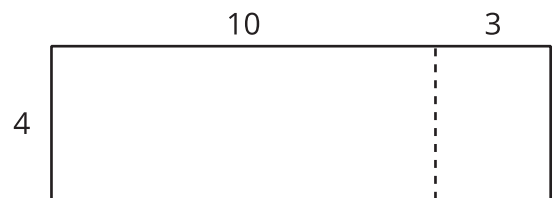
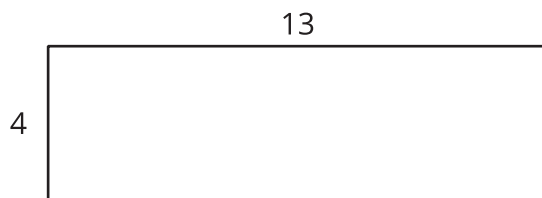

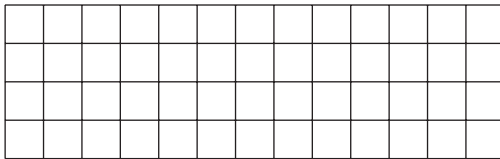
Multiply Two-Digit Numbers and One-Digit Numbers

Let's multiply two-digit and one-digit numbers.

Warm-up

Notice and Wonder: With and Without a Grid

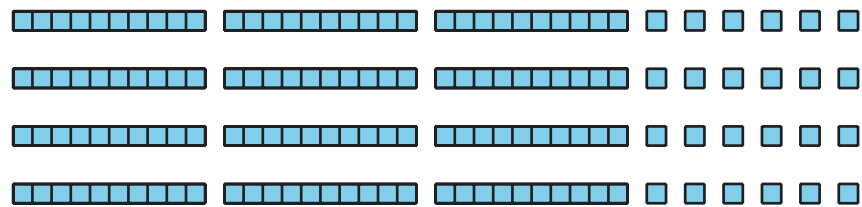
What do you notice? What do you wonder?



Activity 1

Tyler's Diagrams

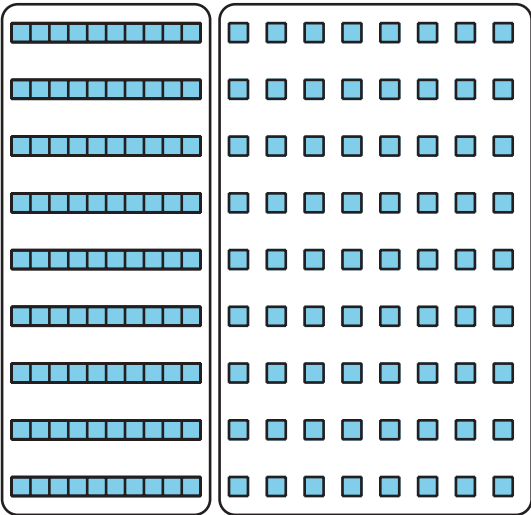
1. Tyler uses this base-ten diagram to find the value of 4×36 .



- a. Where is the 36 in Tyler's diagram?
- b. Where is the 4 in his diagram?
- c. What is the value of 4×36 ?

2. Tyler makes a diagram to find the value of 9×18 .

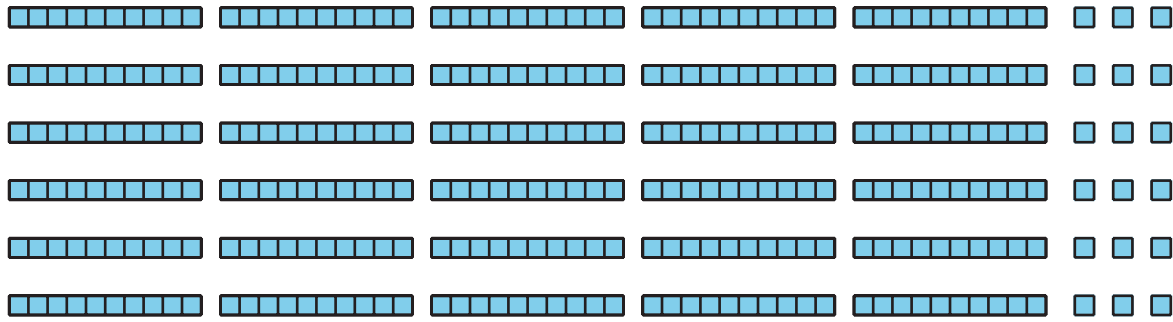
Explain or show how his diagram helps him find the value of 9×18 .



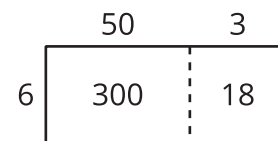
Activity 2

Two Kinds of Diagrams

- Priya draws a base-ten diagram to multiply 6×53 . She says it shows that the product can be found by adding 300 and 18.



- Where do you see 6 and 53 in Priya's diagram?
 - Where do you see 300 and 18 in her diagram? What do they represent?
- Han draws this diagram to multiply 6×53 :



Where do you see 300 and 18 in his diagram? What do they represent?

3. Which diagram do you prefer for multiplying 6×53 : Han's way or Priya's way? Explain your reasoning.

4. Find the value of 6×53 .

5. Draw a diagram to represent each multiplication expression. Then find the value of each product.

a. 6×48

b. 9×67

