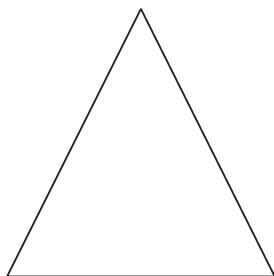




Section A: Practice Problems

1. Pre-unit

Name each shape.



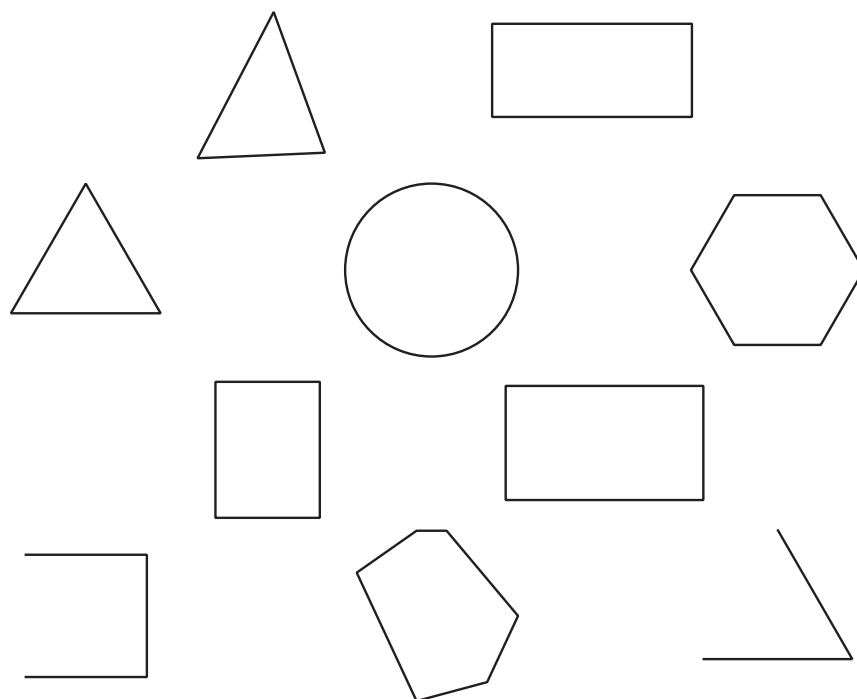




2. Pre-unit


Color in all of the triangles.

Cross out all of the rectangles.



3. Pre-unit

Cross out all of the circles.

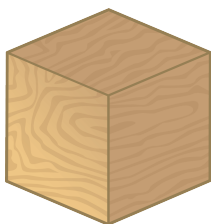


4. Jada felt a shape in a bag.
She felt a point and a curve.
Circle the shape that could be in the bag.

A.




B.



C.



D.



(From Unit 7, Lesson 1.)

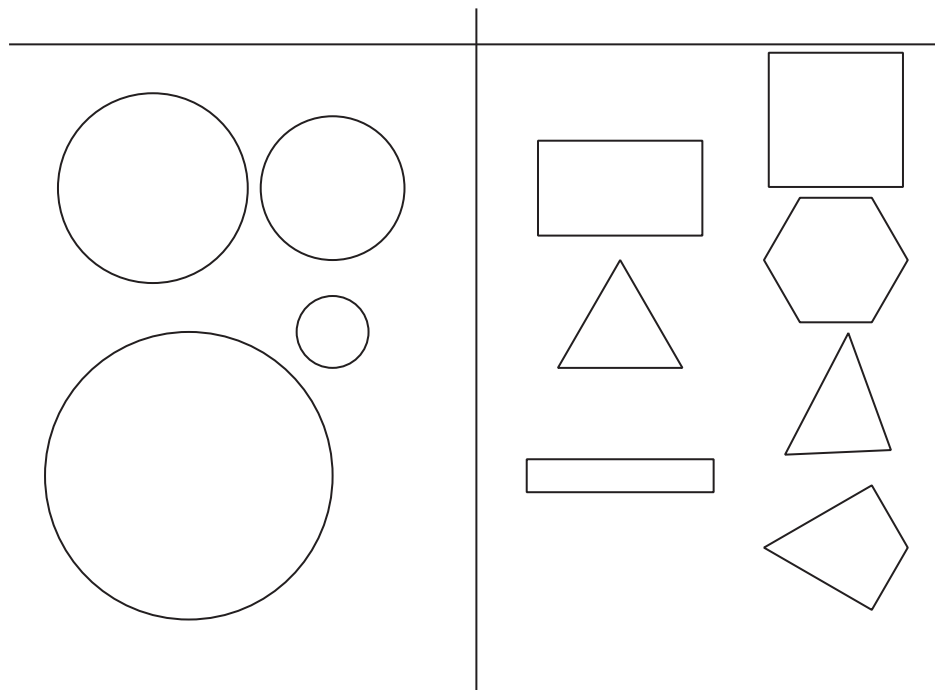
5. This is the tallest skyscraper in the world.

Use the blocks to build a shape that looks like the skyscraper.


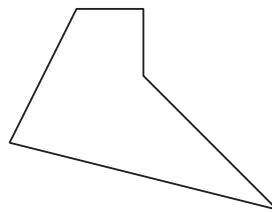
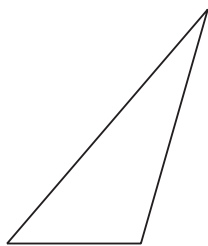


(From Unit 7, Lesson 2.)

6. Here is how Diego sorted some shape cards.



Draw each shape where it belongs on Diego's chart.




(From Unit 7, Lesson 3.)

7. Here is a shape.



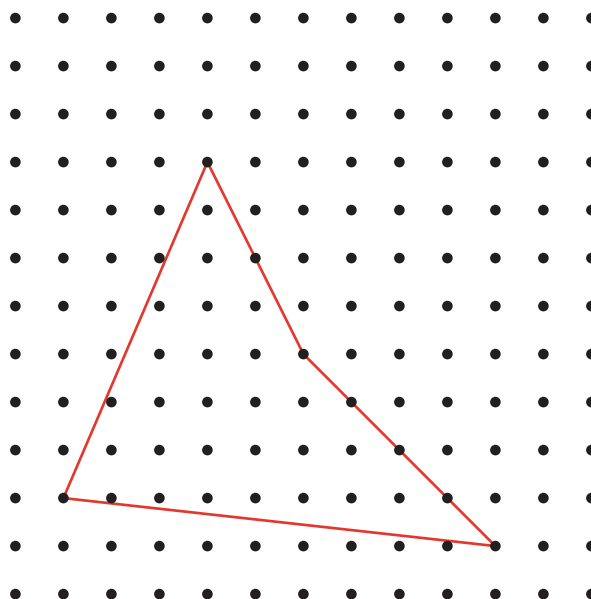
a. Draw the shape on dot paper.



b. Describe the shape.


(From Unit 7, Lesson 4.)

8. Is this shape a triangle? Why or why not?



(From Unit 7, Lesson 5.)

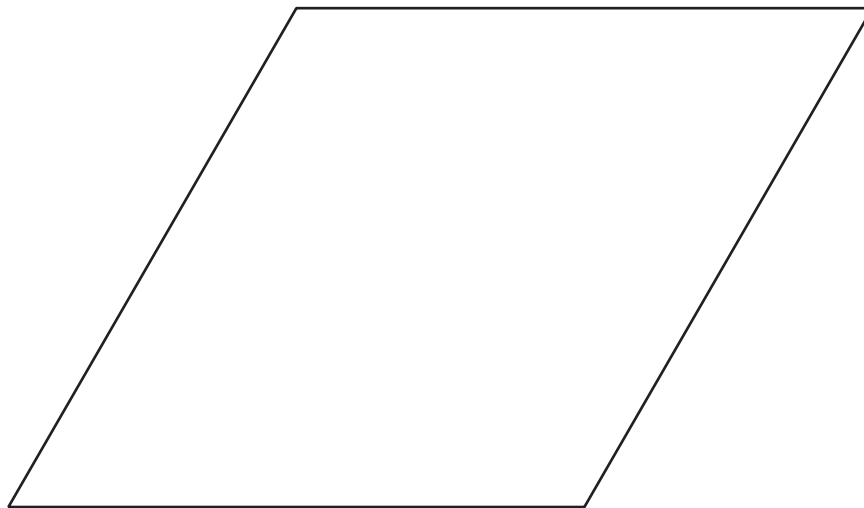
9. a. Draw 2 different rectangles and 2 different squares.



- b. How are the shapes the same? How are they different?

(From Unit 7, Lesson 6.)

10.



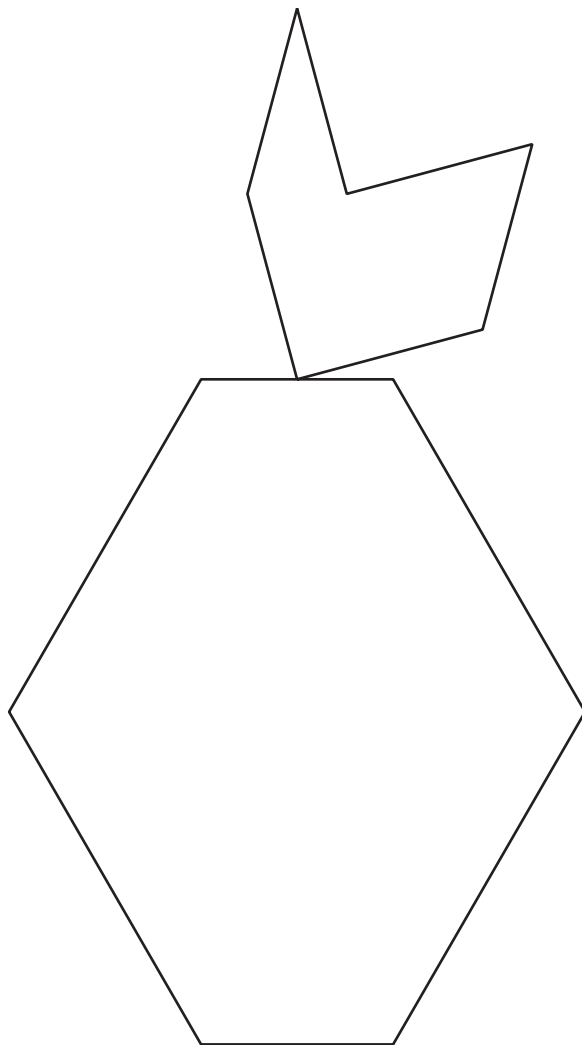
- a. Use pattern blocks to fill the outline in different ways.
- b. Write the number of pattern blocks you used for each way.

(From Unit 7, Lesson 7.)

11. **Exploration**

- a. Choose an object in the classroom or outside and use the geoblocks to build the object.
- b. Share your object with a partner and try to guess what your partner built.

12. Exploration



- What is the smallest number of pattern blocks you can use to fill in the puzzle?
- What is the largest number of pattern blocks you can use to fill in the puzzle?
- Can you fill in the puzzle using exactly 12 pattern blocks?