Unit 6, Lesson 1

Identify and Sort Shapes

Let's sort and name shapes, based on their sides and corners.

Warm-up

Notice and Wonder: Groups of Shapes

What do you notice? What do you wonder?

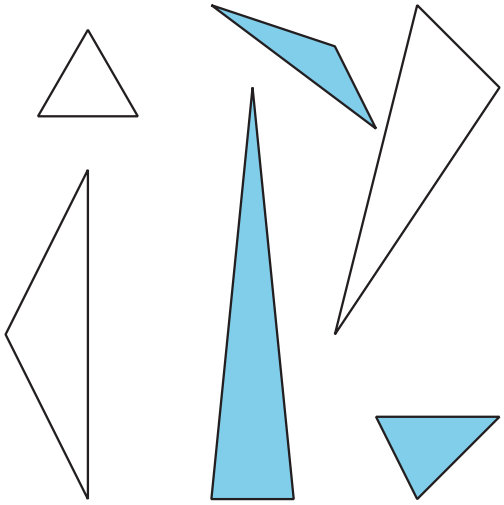

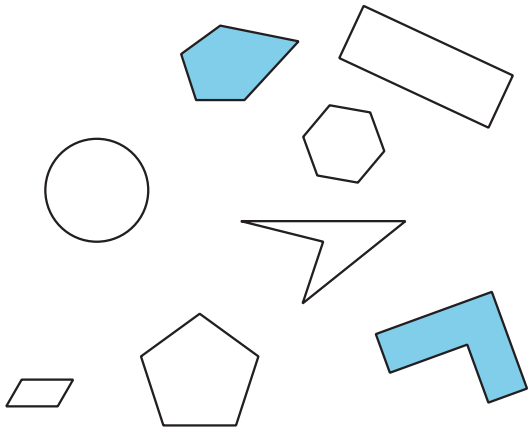

Activity 1

Card Sort: Shapes

Your teacher will give you a set of cards that show shapes.

Sort the shapes into categories of your choosing. Be ready to explain the meaning of your categories.

Activity 2

Penta-What?

Gather clues to find out what kind of shapes belong in each category.

triangle pentagon hexagon quadrilateral

1. Ask the teacher if a shape card belongs in 1 of these categories.

   Use this question frame:

   Is Shape _____ a _____?

2. Use your clues to make a true statement.

   Shape _____ is a _____ because it has

   _____.

3. Do these shapes belong to any of the categories? Explain your reasoning.

A

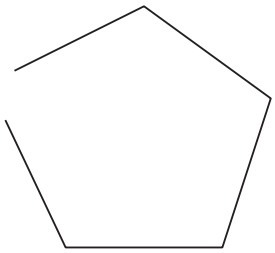

B

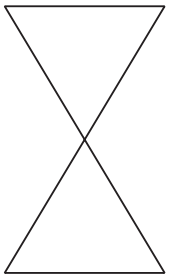

C

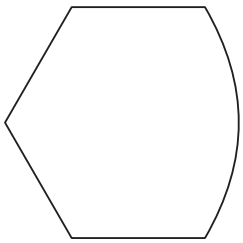

Activity 3

Compare Shapes

Pick 1 shape card.

Name and describe your shape to a partner.