



Order Numbers

Let's put numbers in order.

Warm-up

Number Talk: Subtract Tens

Find the value of each expression mentally.

- $80 - 50$

- $87 - 50$

- $76 - 40$

- $66 - 30$



Activity 1

Who is Out of Order?

Kiran and Andre put a list of numbers in order from least to greatest.

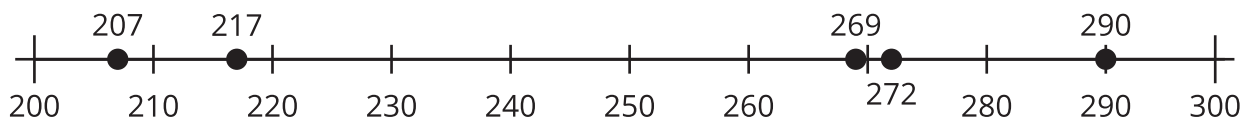
Kiran

207, 217, 272, 269, 290

Andre

207, 217, 269, 272, 290

Andre disagreed with Kiran. He used a number line to justify his answer.

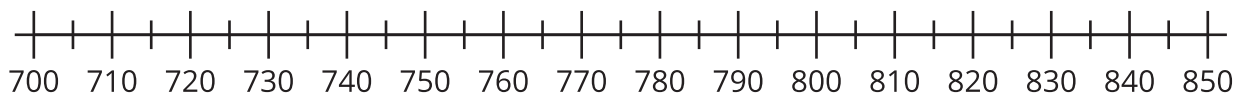


Who do you agree with? Explain your reasoning.

Activity 2

Order Numbers

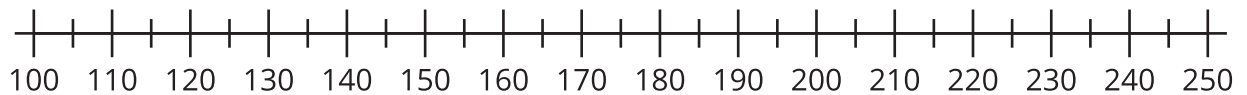
1. Estimate the locations of 839, 765, 788, 815, and 719. Mark each number with a point. Label each point with the number it represents.



Order the numbers from least to greatest.

_____ / _____ / _____ / _____ / _____

2. Estimate the locations of 199, 245, 173, 218, and 137. Mark each number with a point. Label each point with the number it represents.



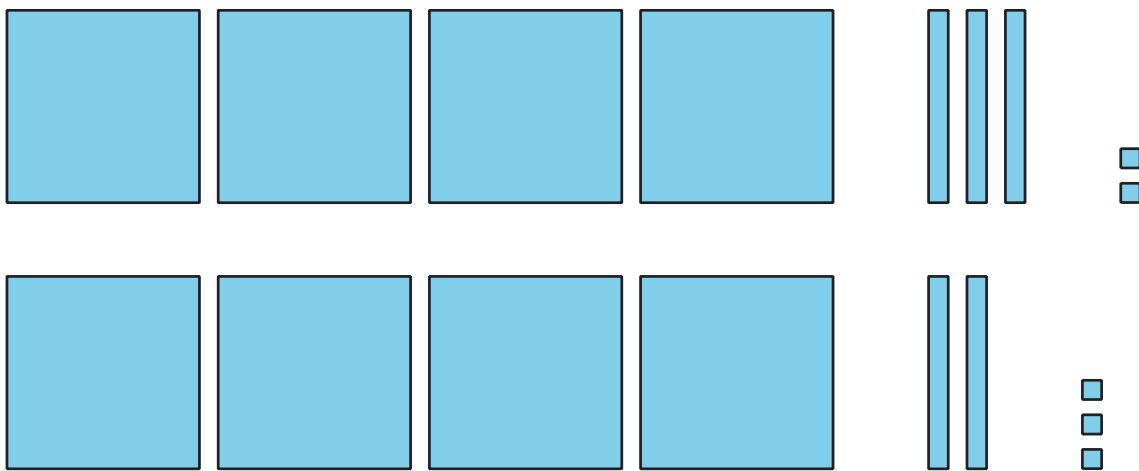
Order the numbers from greatest to least.

_____ / _____ / _____ / _____ / _____

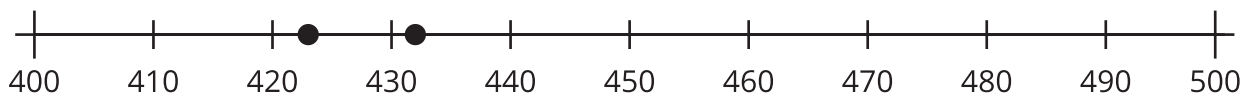
Section B Summary

We compared 3-digit numbers. We used number lines and base-ten diagrams. We used the value of the digits in base-ten numerals to compare numbers. We explained our thinking.

We learned that diagrams help when comparing numbers. We compared hundreds to hundreds, tens to tens, and ones to ones. We learned that diagrams help with digits too.



The number line shows the numbers in order. We can tell which number is greater using its location on the number line.



We wrote expressions using the $<$, $>$, and $=$ symbols.

$$432 > 423$$

$$423 < 432$$

432 is greater than 423

423 is less than 432