



Attributes that Define Shapes

Let's play Mystery Quadrilateral.

Warm-up

Number Talk: Multiply Multiples of Ten

Find the value of each expression mentally.

- 4×40

- 8×40

- 7×40

- 9×40






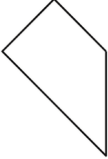
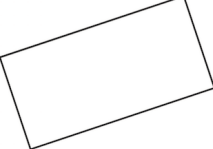
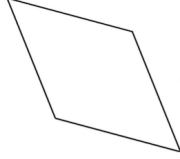






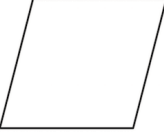
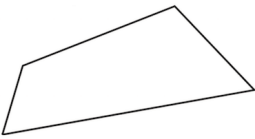
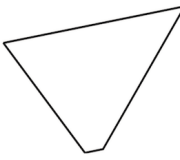




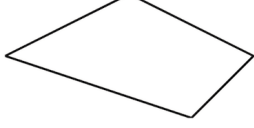
Activity 1

Learn How to Play Mystery Quadrilateral

Play a round of Mystery Quadrilateral with your teacher.

1. Partner A: Choose a shape from the group of quadrilaterals. Place it in the mystery quadrilateral folder without showing it.
2. Partner B: Ask up to 5 “yes” or “no” questions to identify the quadrilateral. Then guess which quadrilateral is the mystery quadrilateral.
3. Partner A: Show your partner the mystery quadrilateral.
4. Play again with a different quadrilateral.



M 	N 	O 	P 
Q 	R 	S 	T 
U 	V 	W 	X 
Y 	Z 	AA 	BB 
CC 	DD 	EE 	FF 

Activity 2

Play Mystery Quadrilateral

Play a round of Mystery Quadrilateral with a classmate.

1. Partner A: Choose a shape from the group of quadrilaterals. Place it in the mystery quadrilateral folder without your partner seeing it.
2. Partner B: Ask up to 5 “yes” or “no” questions to identify the quadrilateral. Then guess which quadrilateral is the mystery quadrilateral.
3. Partner A: Show your partner the mystery quadrilateral.
4. Switch roles and play again.