



# Decimals on Number Lines

Let's compare some decimals.

## Warm-up

### Which Three Go Together: Decimals

Which 3 go together?

**A**

8 tenths

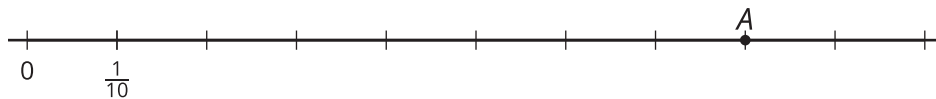
**B**

$\frac{80}{10}$

**C**

0.80

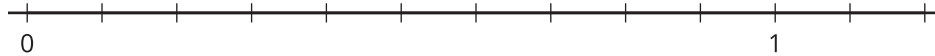
**D**



## Activity 1

### Points on Number Lines

1. Label each tick mark on the number line with the number it represents.



2. Here are 8 numbers.

0.10   0.40   0.80   1.10   0.15   0.45   0.75   1.05

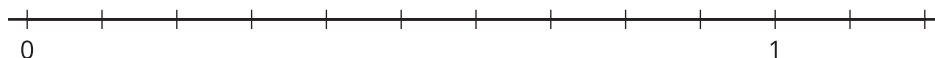
- a. Locate and label each number on the number line.
- b. Which number is greatest? Which is least? Explain how the number line can help determine the greatest and least numbers.

---

---

3. Locate and label these numbers on the number line.

0.24   0.96   0.61   1.12   0.08



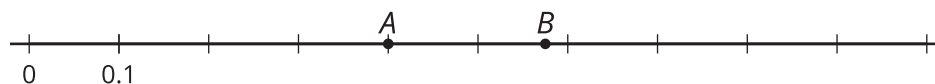
4. Use 2 numbers from the previous questions to make each comparison statement true.

- a. \_\_\_\_\_ is greater than \_\_\_\_\_.
- b. \_\_\_\_\_ is less than \_\_\_\_\_.
- c. \_\_\_\_\_ is the greatest number.

## Activity 2

### Compare Decimals

1. Here is a number line with 2 points on it.



- a. Name the decimal located at point A.
- b. Is the decimal at point A less than or greater than 0.50? Explain or show your reasoning.

- c. Is the decimal at point B greater or less than 0.06? Explain your reasoning.

---

---

- d. Estimate the decimal at point B.

2. Compare the numbers using  $>$ ,  $<$ , or  $=$ . Can you think of a way to make comparisons without using a number line?

a.  $0.51$  \_\_\_\_\_  $0.09$

b.  $0.19$  \_\_\_\_\_  $0.91$

c.  $0.45$  \_\_\_\_\_  $0.54$

d.  $0.62$  \_\_\_\_\_  $0.26$

e.  $1.02$  \_\_\_\_\_  $0.95$

f.  $0.3$  \_\_\_\_\_  $0.30$

g.  $4.01$  \_\_\_\_\_  $4.10$

