



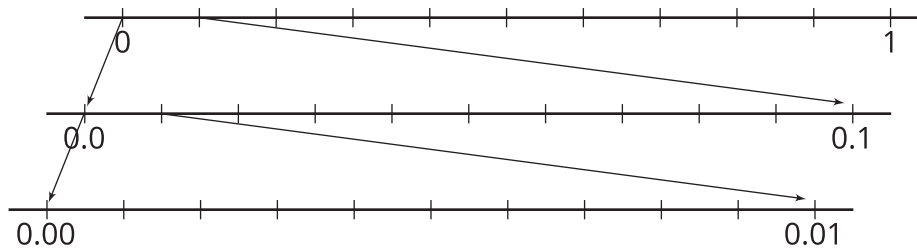
Compare Decimals on the Number Line

Let's locate and label decimals on number lines.

Warm-up

Notice and Wonder: Nested Lines

What do you notice? What do you wonder?



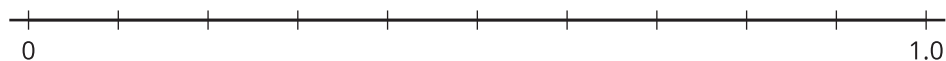
Activity 1

Locate 1 Thousandth

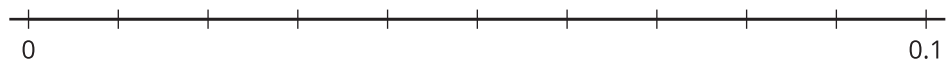
On each number line:

- Label all of the tick marks.
- Locate and label the number 0.001.

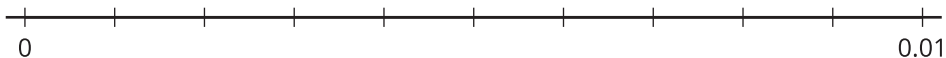
1.



2.



3.

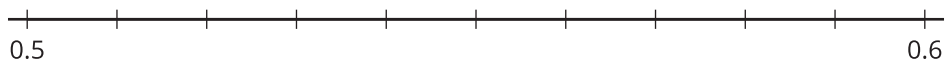


Activity 2

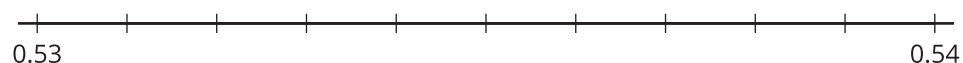
Label and Compare Decimals

1. Label the tick marks on each number line.

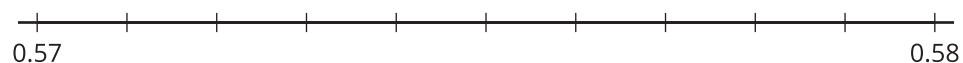
a.



b.



c.



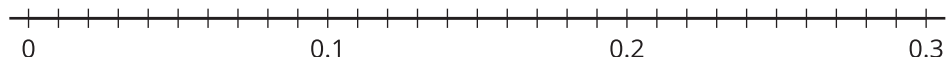
2. Which of the number lines would you use to compare 0.534 and 0.537? Explain or show your reasoning.



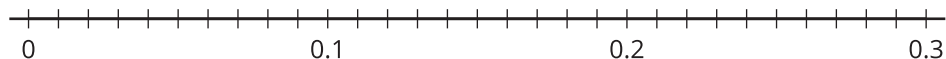
Activity 3

Locate and Compare With Symbols

1. Use the symbol $>$ or $<$ to compare the decimals 0.2 and 0.02. Use the number line to explain or show your reasoning.



2. Use the symbol $>$ or $<$ to compare the decimals 0.3 and 0.14. Use the number line to explain or show your reasoning.



3. Use the symbol $>$ or $<$ to compare the decimals 0.23 and 0.216. Use the number line to explain or show your reasoning.

