

Grade 3 Unit 5

Lesson 1

CC BY 2021 Illustrative Mathematics®

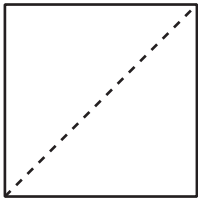
Unit 5 Lesson 1: Name the Parts

WU Which One Doesn't Belong: Shapes with Parts (Warm up)


Student Task Statement

Which one doesn't belong?

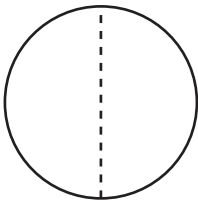
A



B



C



D



1 Card Sort: Partitions

Student Task Statement

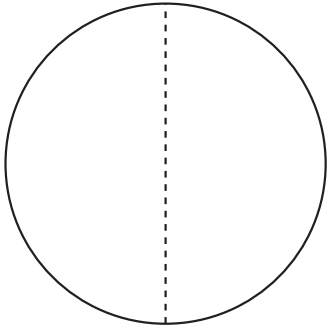
Your teacher will give you a set of cards that show some shapes that are partitioned.

Sort the cards into 2 categories of your choosing. Be prepared to explain the meaning of your categories.

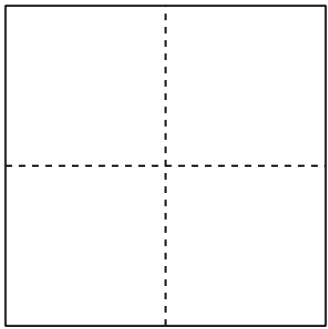
A

E


I



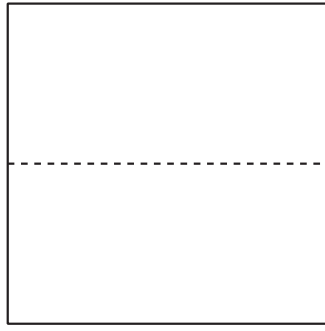
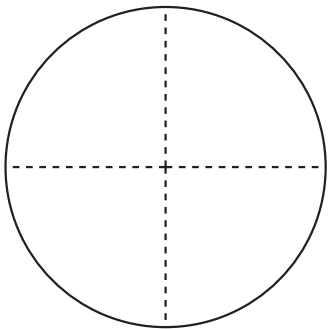
B



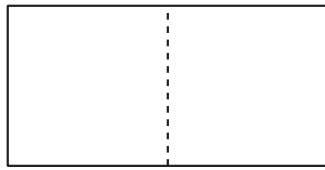
C



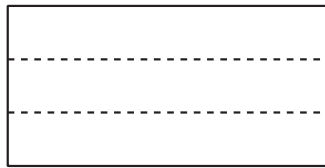
D



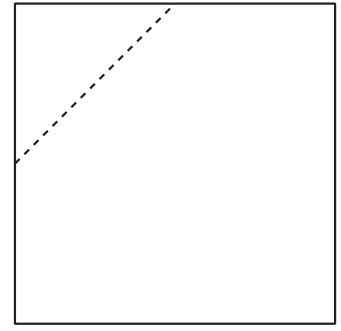
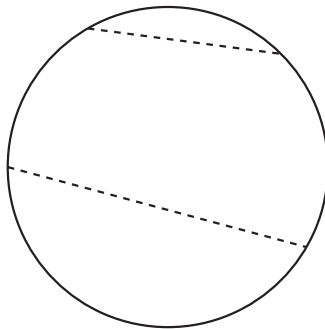
F



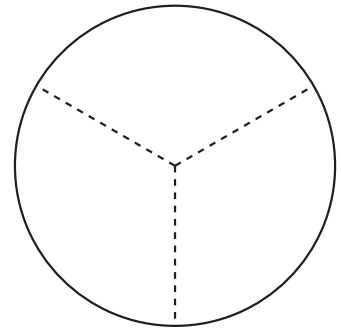
G



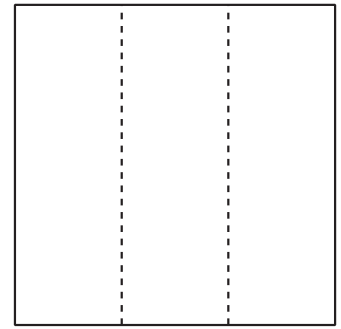
H



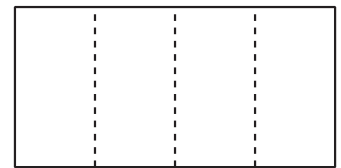
J



K



L



2 Fold and Name

Student Task Statement

Fold each rectangle your teacher gives you into 3, 6, 4, or 8 equal parts. Draw lines where you folded to partition the rectangles. Be prepared to share how you folded your shapes.

Images for Activity Synthesis

