



Shapes in Art

Let's learn about shapes in art.



Warm-up

Notice and Wonder: Shapes in Art

What do you notice?

What do you wonder?

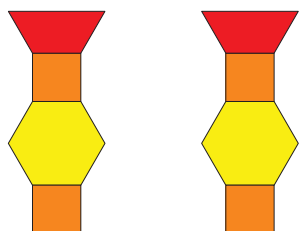


Activity 3


Centers: Choice Time

Choose a center.

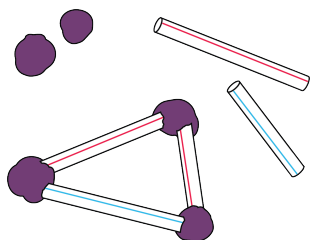
Match Mine




Geoblocks



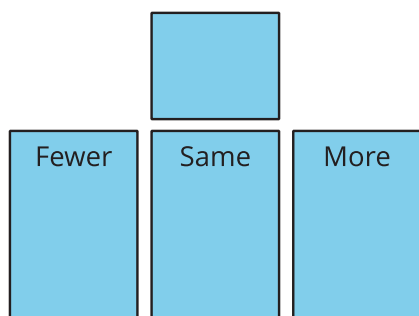
Build Shapes



Pattern Blocks




Fewer, Same, More



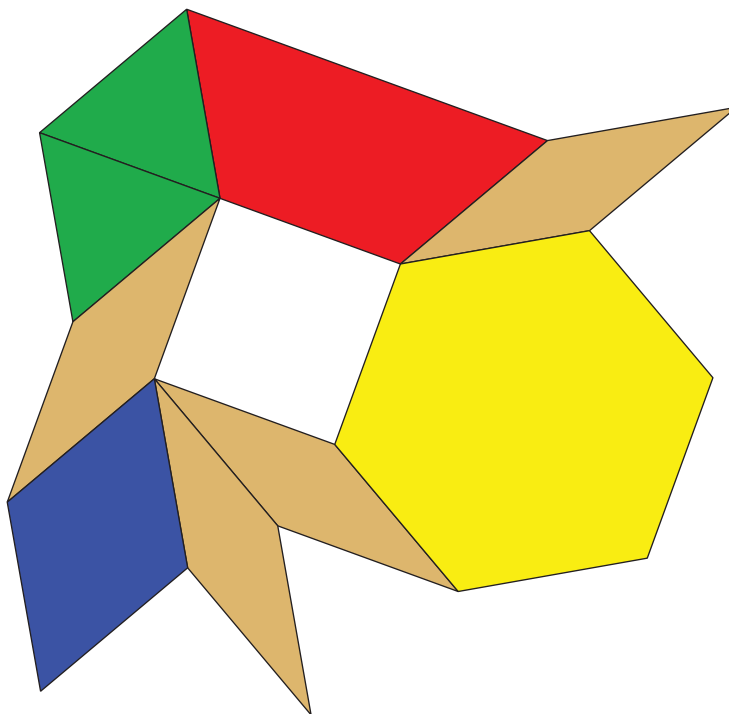
Section B Summary

We can put shapes together to make larger shapes.

We can put shapes together to make different shapes.



A shape can look different if we move it.



The missing shape is a square. It looks different.

We can say, “above,” “below,” “beside,” and “next to” about shapes.

The green triangle is next to the red trapezoid.

The green triangle is above the blue rhombus.