

Kindergarten Unit 8

Lesson 4


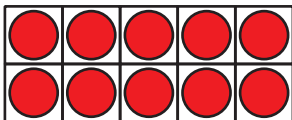
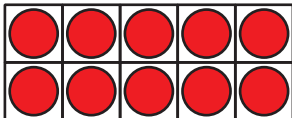


CC BY 2021 Illustrative Mathematics®



Unit 8 Lesson 4: One More and One Less**WU How Many Do You See: One Less (Warm up)**

Student Task Statement

How many do you see?

How do you see them?





1 Count Out and Show One More or One Less

Student Task Statement

Show your number.

Show how your partner changed the number.

Round 1:

Starting Number:

New Number:

Round 2:

Starting Number:

New Number:

Round 3:

Starting Number:

New Number:

Round 4:

Starting Number:

New Number:

2 Color One More or One Less

Student Task Statement

- Roll to choose a number and 1 more or 1 less.
- Color the number that is 1 more or 1 less than your number.
- Record the starting number and the new number.

10	17	2	9
19	5	13	16
7	1	18	12
20	14	6	3
4	8	11	15

Round 1:
Round 2:
Round 3:
Round 4:

Starting Number:

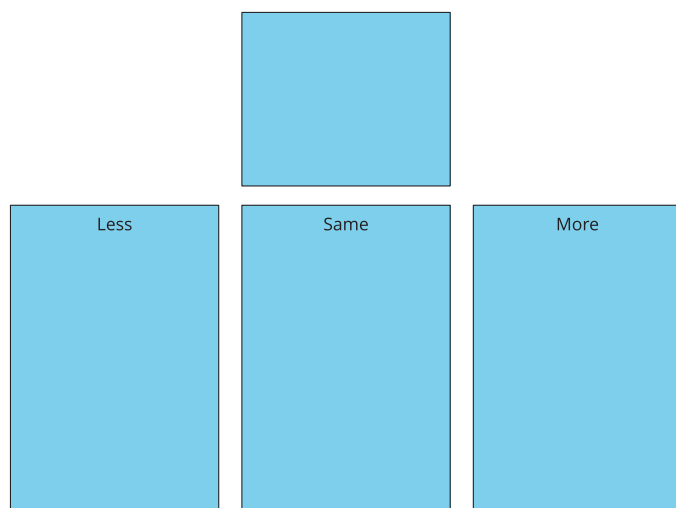
New Number:

3 Centers: Choice Time

Student Task Statement


Choose a center.

Less, Same, More

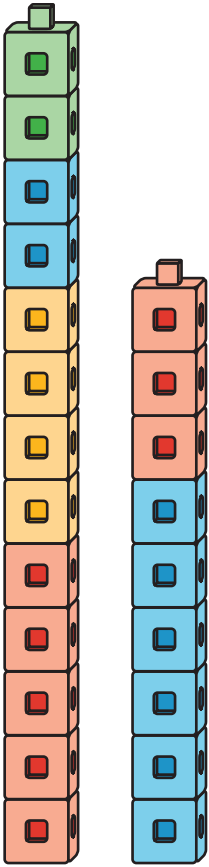


Tower Build

Math Fingers



Math Stories



Which One

