CC BY NC 2024 Illustrative Mathematics®

Card Sort: Describing Data Distributions

A

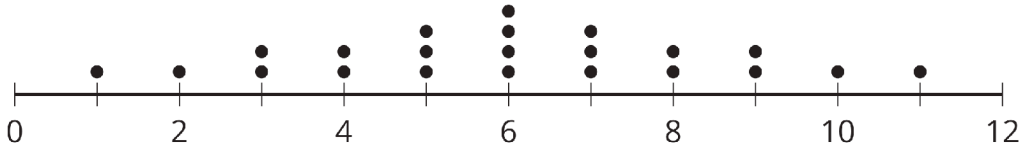

Card Sort: Describing Data Distributions

H

- skewed right
- IQR: 11

Card Sort: Describing Data Distributions

B

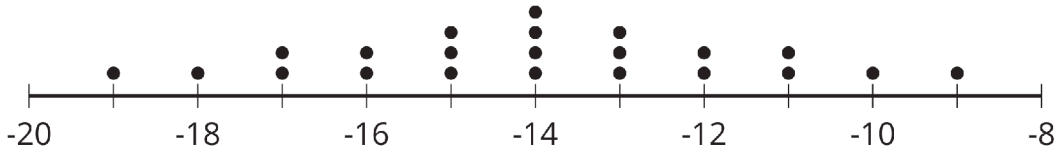

Card Sort: Describing Data Distributions

I

- symmetric
- mean: 6

CC BY NC 2024 Illustrative Mathematics®

Card Sort: Describing Data Distributions

C

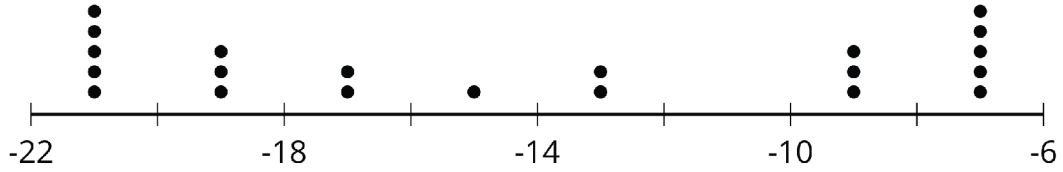

Card Sort: Describing Data Distributions

J

- skewed left
- median: 14.5

Card Sort: Describing Data Distributions

D

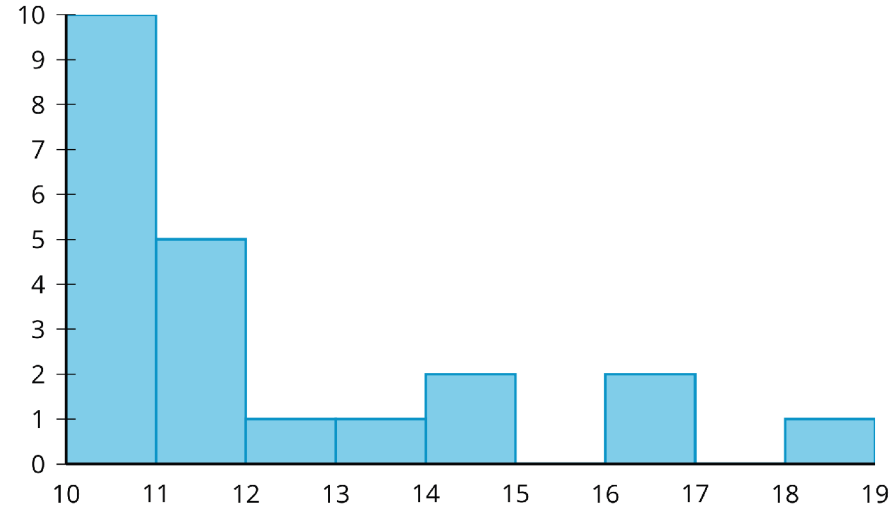

Card Sort: Describing Data Distributions

K

- uniform
- median: -14

CC BY NC 2024 Illustrative Mathematics®

Card Sort: Describing Data Distributions

E

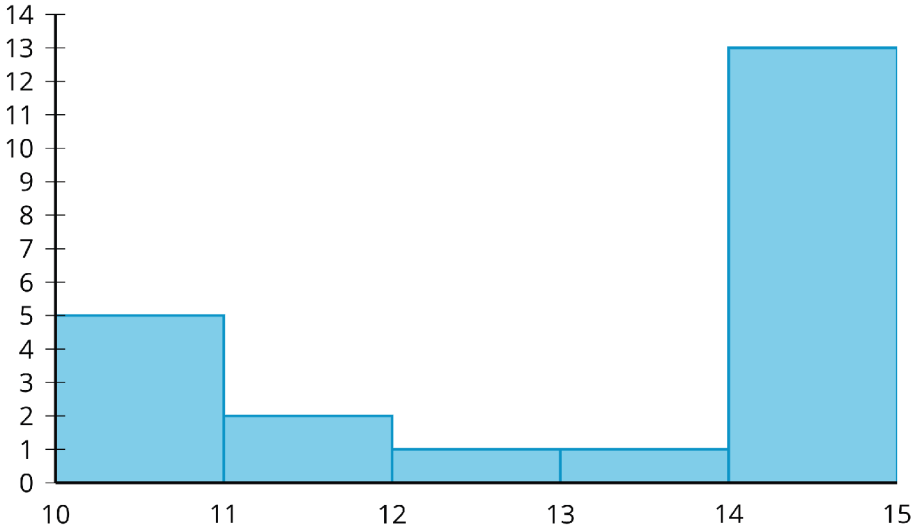

Card Sort: Describing Data Distributions

L

- mean: -14
- MAD: 2

Card Sort: Describing Data Distributions

F

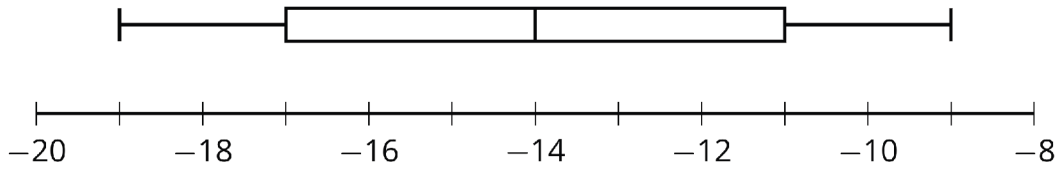

Card Sort: Describing Data Distributions

M

- skewed right
- median: 11

CC BY NC 2024 Illustrative Mathematics®

Card Sort: Describing Data Distributions

G

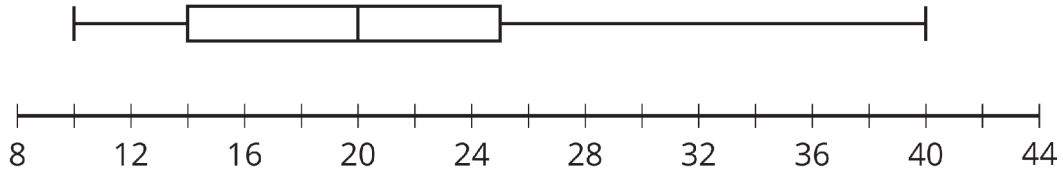

Card Sort: Describing Data Distributions

N

- mean: -14
- MAD: 5.18