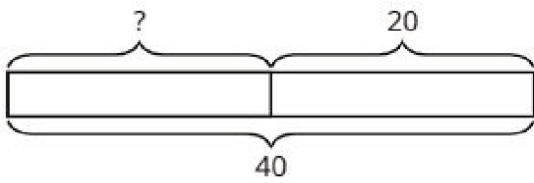


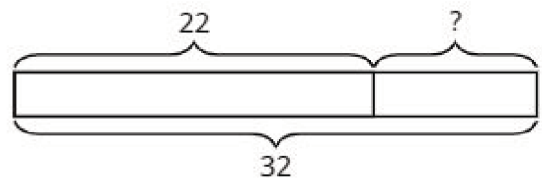
Math Stories Stage 5

A



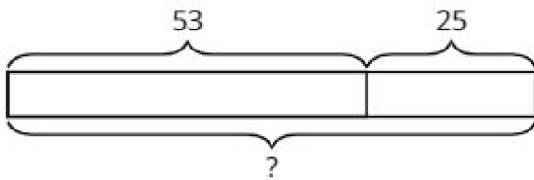
Math Stories Stage 5

B



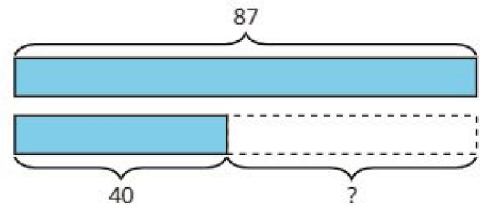
Math Stories Stage 5

C



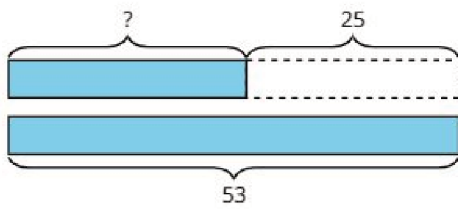
Math Stories Stage 5

D



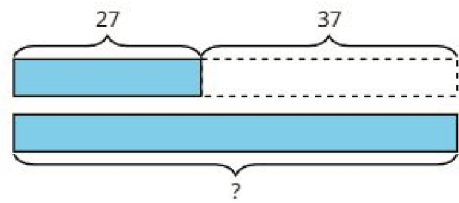
Math Stories Stage 5

E



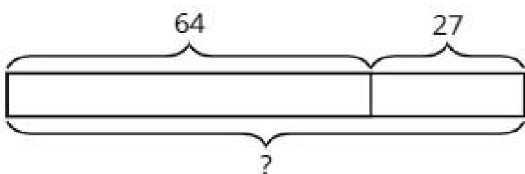
Math Stories Stage 5

F



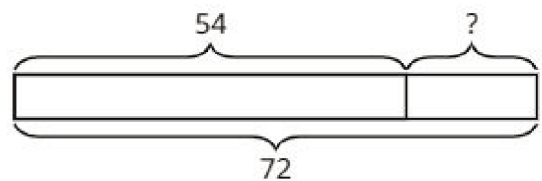
Math Stories Stage 5

G



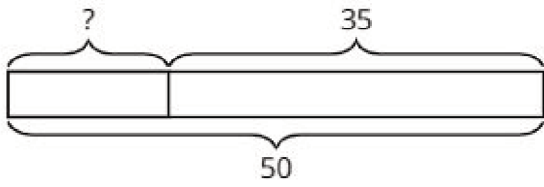
Math Stories Stage 5

H



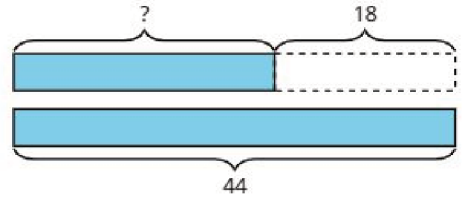
Math Stories Stage 5

I



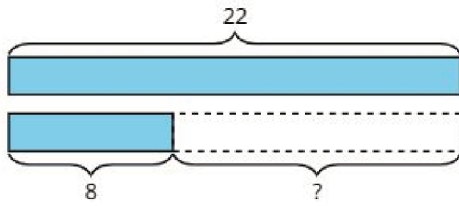
Math Stories Stage 5

J



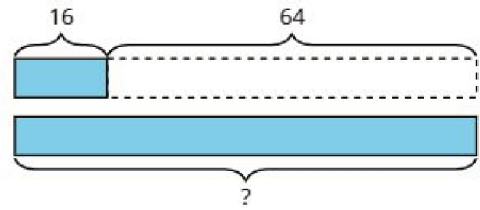
Math Stories Stage 5

K



Math Stories Stage 5

L



Instrucciones:

- Compañero A:
 - Escoge uno de los diagramas de cinta. (¡No le digas a tu pareja cuál!).
 - Inventa un problema-historia que el diagrama de cinta podría representar.
- Compañero B: resuelve el problema y dibuja un diagrama que corresponda a la historia.
- Háganlo por turnos.

Mi diagrama de cinta:

Mi respuesta: _____

Mi diagrama de cinta:

Mi respuesta: _____

Mi diagrama de cinta:

Mi respuesta: _____

Mi diagrama de cinta:

Mi respuesta: _____