


# Story Problems and Diagrams

Let's make sense of diagrams and solve story problems.

## Warm-up

### Notice and Wonder: Mancala

What do you notice? What do you wonder?



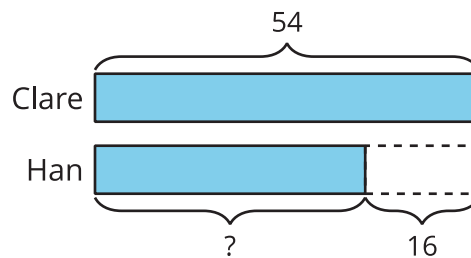
## Activity 1

### Interpret the Diagram

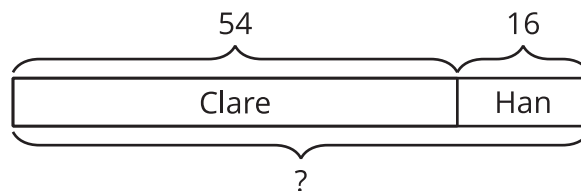
Circle the matching diagram for each story. Then explain your match to your partner.

1. Clare captures 54 seeds. Han captures 16 fewer seeds than her. How many seeds does Han capture?

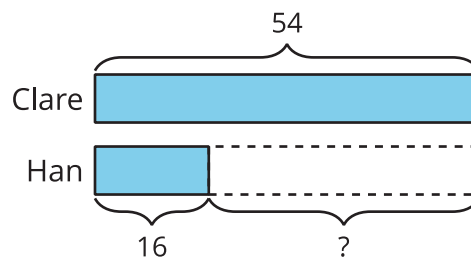
**A**



**B**

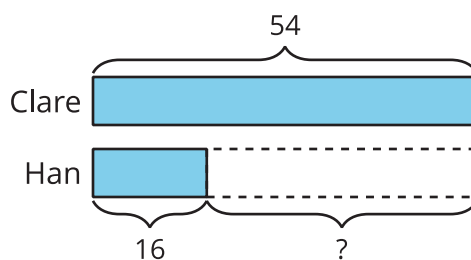


**C**

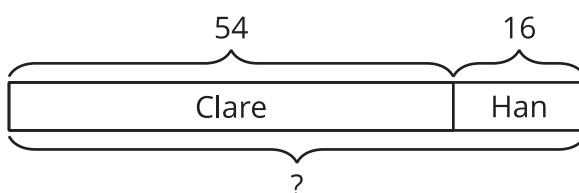


2. Clare has 54 seeds on her side of the board. Han has 16 seeds on his. How many seeds are on the board?

**A**

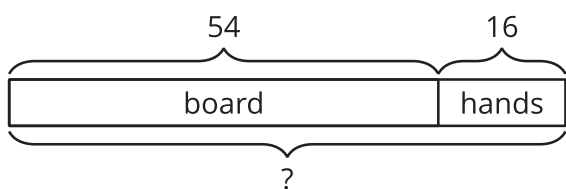


**B**

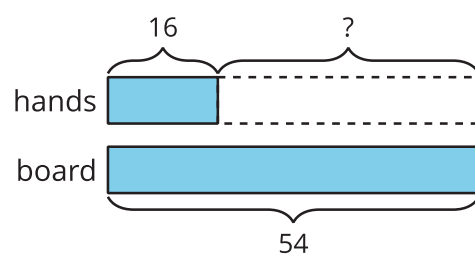


3. Clare has 54 seeds. She holds 16 in her hand. The rest are on the game board. How many of her seeds are on the game board?

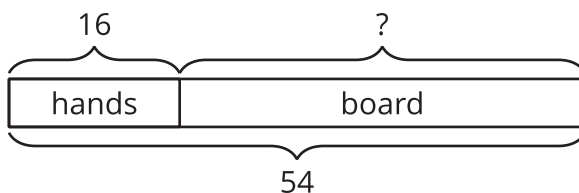
**A**



**B**



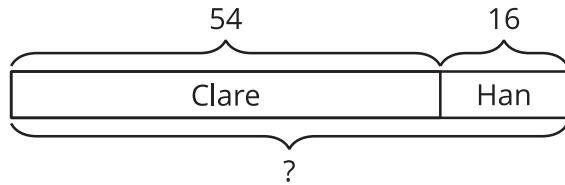
**C**



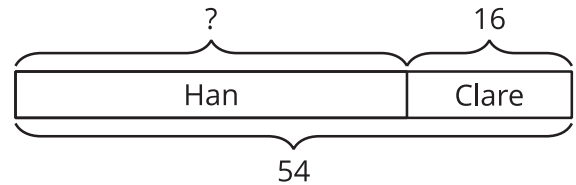
4. There are 54 seeds on the game board. Some seeds are on Han's side. 16 seeds are on Clare's side. How many seeds are on Han's side?

Choose the 2 matching diagrams.

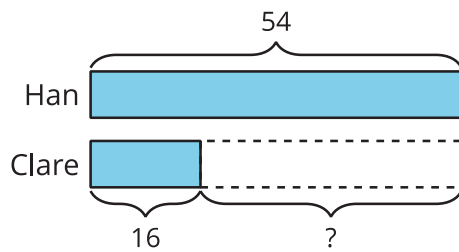
**A**



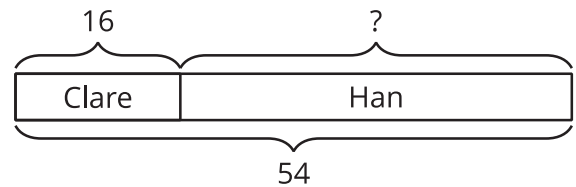
**B**



**C**



**D**



## Activity 2

### Card Sort: Story Problems and Diagrams

Your teacher will give you a set of cards that show story problems and diagrams.

1. Match each story problem to a diagram. Be ready to explain your reasoning.
2. Choose 2 story problems. Solve them. Show your thinking using drawings, numbers, or words.

