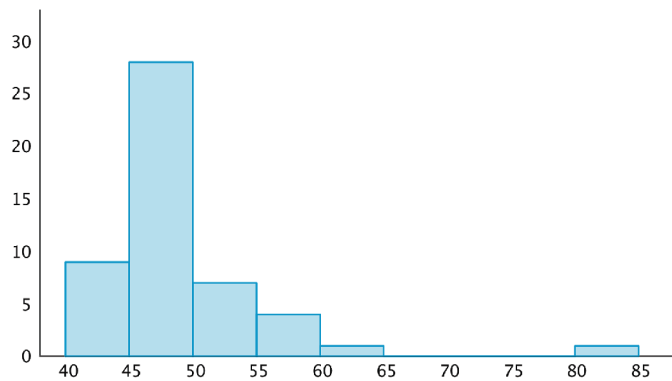
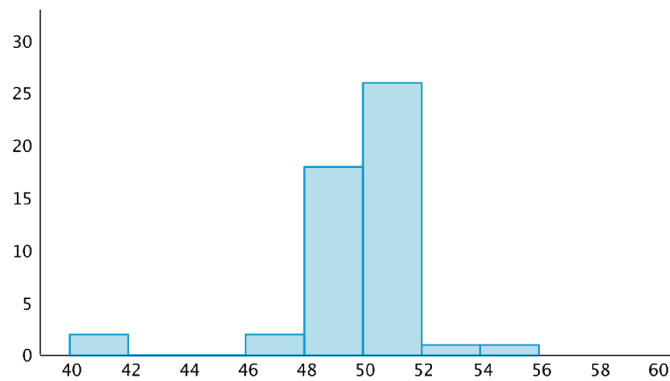
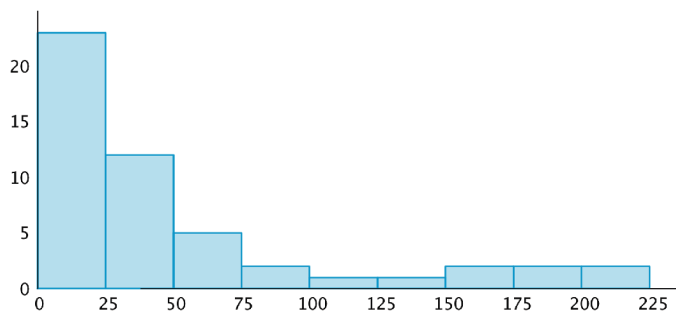
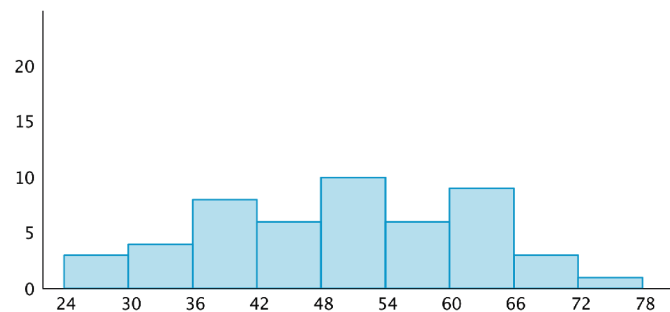
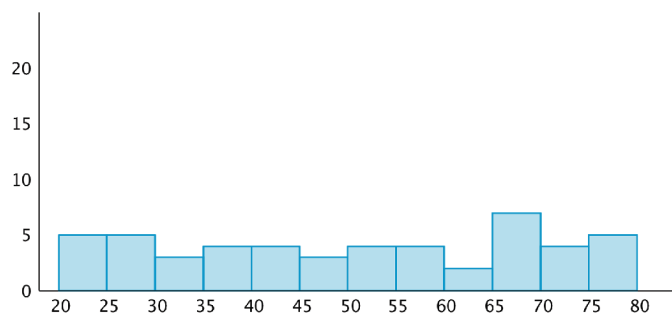
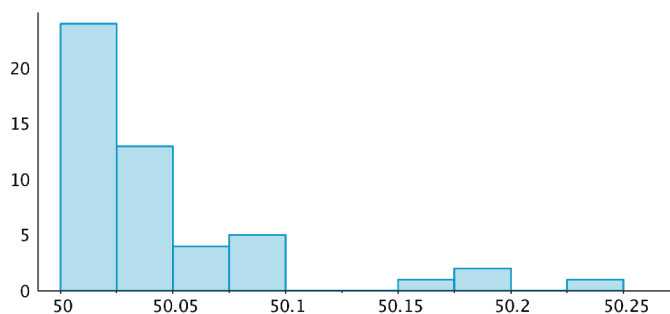
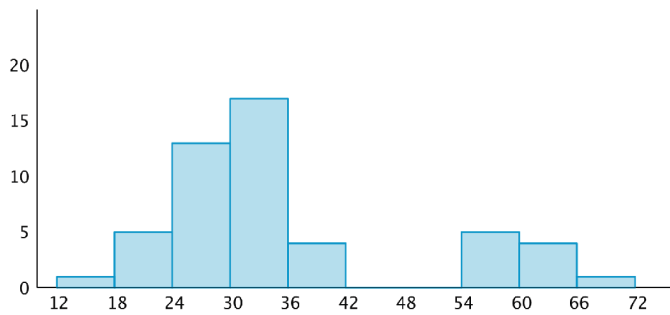
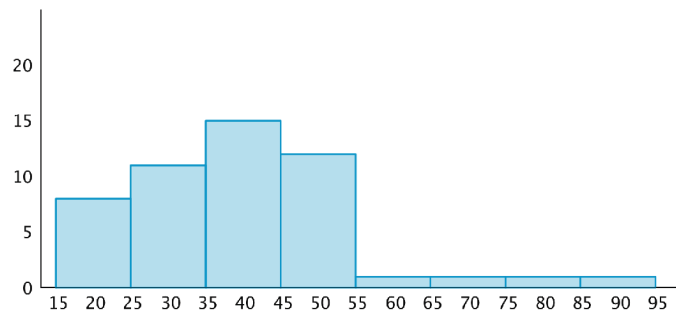
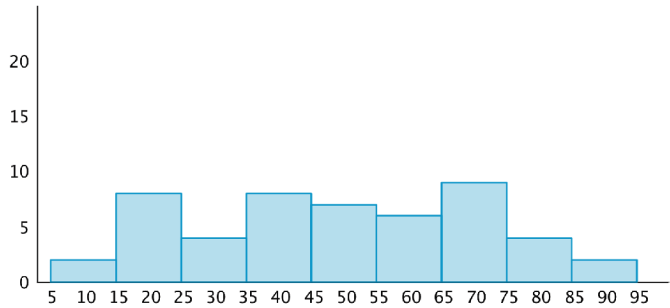
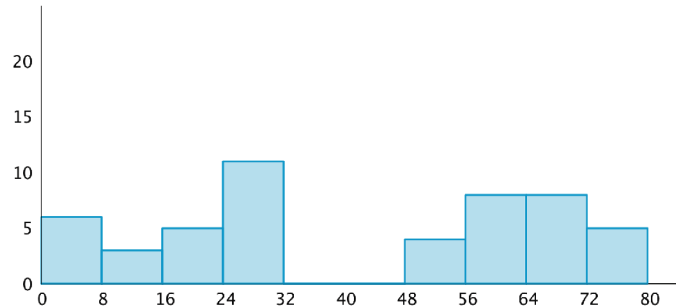
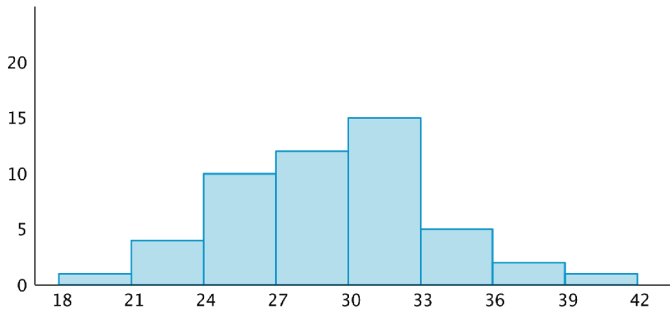
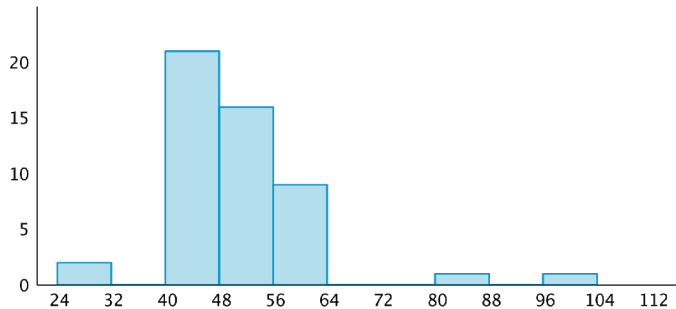


Sorting Histograms  
Histogram ASorting Histograms  
Histogram ESorting Histograms  
Histogram BSorting Histograms  
Histogram FSorting Histograms  
Histogram CSorting Histograms  
Histogram G

Sorting Histograms  
Histogram DSorting Histograms  
Histogram HSorting Histograms  
Histogram ISorting Histograms  
Histogram KSorting Histograms  
Histogram JSorting Histograms  
Histogram L

| methods of travel     | frequency |
|-----------------------|-----------|
| walk                  |           |
| bike                  |           |
| scooter or skateboard |           |
| school bus            |           |
| car                   |           |
| public transportation |           |
| other                 |           |

| minutes of travel time     | frequency |
|----------------------------|-----------|
| 0 to less than 5 minutes   |           |
| 5 to less than 10 minutes  |           |
| 10 to less than 15 minutes |           |
| 15 to less than 20 minutes |           |
| 20 to less than 25 minutes |           |
| 25 to less than 30 minutes |           |
| 30 to less than 35 minutes |           |
| 35 to less than 40 minutes |           |
| 40 to less than 45 minutes |           |
| 45 to less than 50 minutes |           |
|                            |           |
|                            |           |