




Measure to Find the Area

Let's measure the sides of rectangles and find the areas.

Warm-up

Notice and Wonder: Groups and Arrays

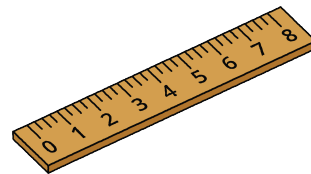
What do you notice? What do you wonder?




Activity 1

Measure to Find Area

Use a ruler to measure the sides of each rectangle in centimeters. Then calculate the area of each rectangle in square centimeters.



A



C



B



Activity 2

Create a Rectangle

Your teacher will give you some tape. Use it to create a rectangle with your assigned area.

- Area A: 4 square feet
- Area B: 6 square feet
- Area C: 9 square feet
- Area D: 10 square feet
- Area E: 12 square feet
- Area F: 16 square feet

