

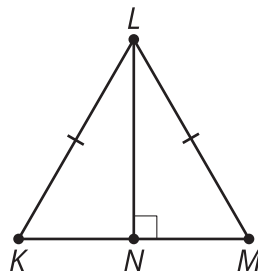
Unit 3 Lesson 10: Other Conditions for Triangle Similarity

1 Math Talk: Triangle Congruence (Warm up)

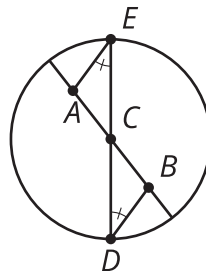
Student Task Statement

Evaluate mentally. Is there enough information to $\overline{KM} \perp \overline{NL}$, $\overline{KL} \cong \overline{ML}$ determine if the pairs of triangles are congruent?

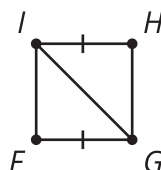
If so, what theorem(s) would you use? If not, what additional piece of information could you use?



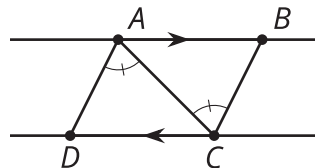
$$\angle E \cong \angle D$$



$$\overline{HI} \cong \overline{FG}$$



$$\overleftrightarrow{AB} \parallel \overleftrightarrow{CD}, \angle DAC \cong \angle BCA$$



2 Side-Angle-Side Triangle Similarity? (Optional)

Student Task Statement

Andre remembers lots of ways to prove triangles congruent. He asks Clare, "Can we use Angle-Side-Angle to prove triangles are similar?"

Clare: "Sure, but we don't need the Side part because Angle-Angle is enough to prove triangles are similar."

Andre: "Hmm, what about Side-Angle-Side or Side-Side-Side? What if we don't know 2 angles?"

Clare: "Oh! I don't know. Let's draw a picture and see if we can prove it."

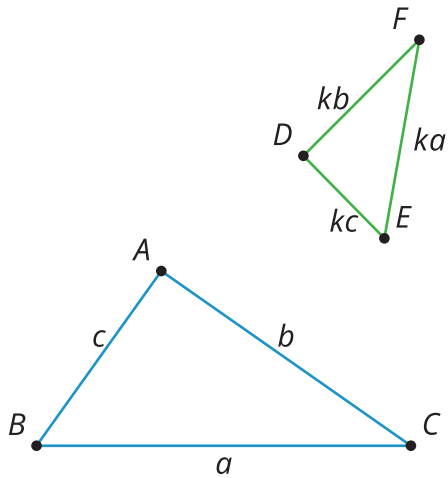
Andre: "Uh-oh. If 'side' means corresponding sides with the same length, then we'll only get congruent triangles."

1. What could 'side' stand for to prove triangles similar?
2. Draw a diagram that would help you prove the Side-Angle-Side Triangle Similarity Theorem.
3. Write a proof.

3 Side-Side-Side Triangle Similarity (Optional)

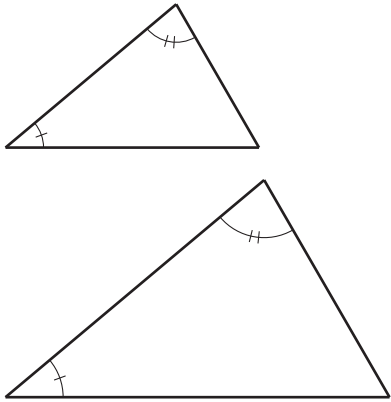
Student Task Statement

Prove that these 2 triangles must be similar.

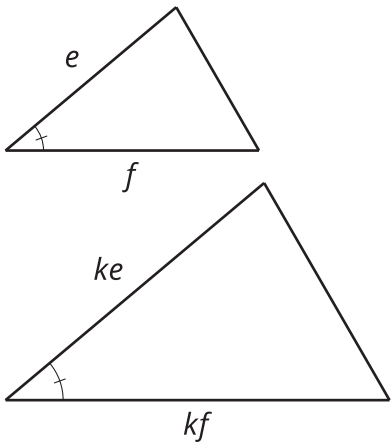


Images for Activity Synthesis

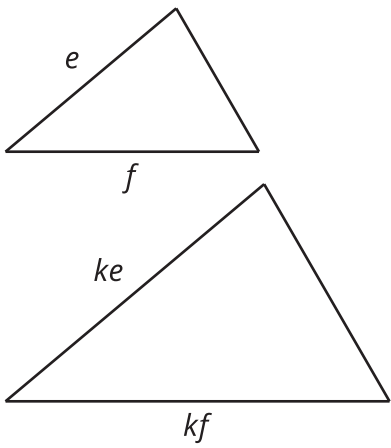
A



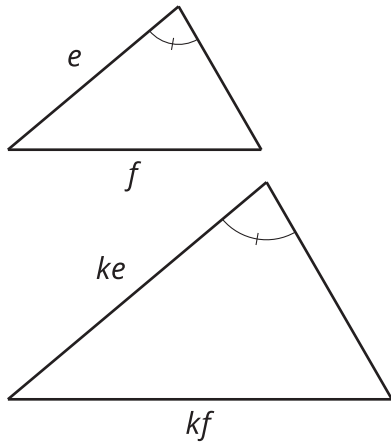
B



C



D



E

