



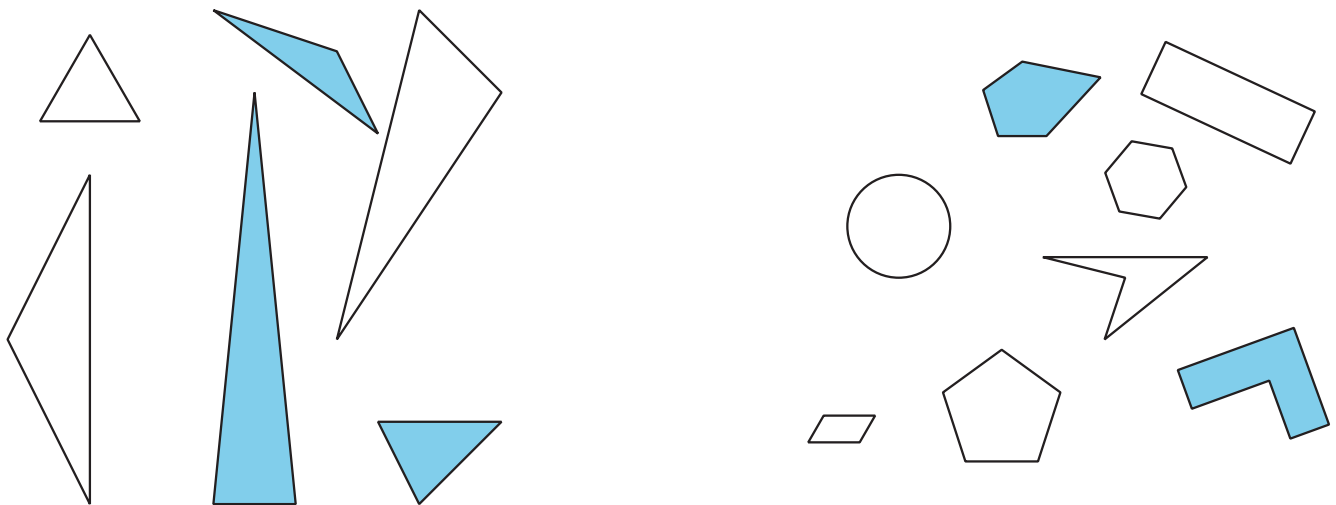
# Identify and Sort Shapes

Let's sort and name shapes, based on their sides and corners.

## Warm-up

### Notice and Wonder: Groups of Shapes

What do you notice? What do you wonder?



## Activity 1

### Card Sort: Shapes

Your teacher will give you a set of cards that show shapes.

Sort the shapes into categories of your choosing. Be ready to explain the meaning of your categories.



## Activity 2

### Penta-What?

Gather clues to find out what kind of shapes belong in each category.

triangle

pentagon

hexagon

quadrilateral

1. Ask the teacher if a shape card belongs in 1 of these categories.

Use this question frame:

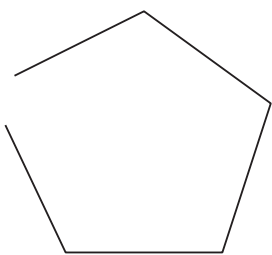
Is Shape \_\_\_\_\_ a \_\_\_\_\_?

2. Use your clues to make a true statement.

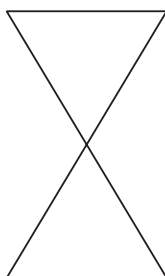
Shape \_\_\_\_\_ is a \_\_\_\_\_ because it has  
\_\_\_\_\_.

3. Do these shapes belong to any of the categories? Explain your reasoning.

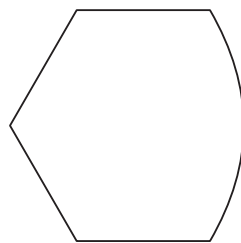
**A**



**B**



**C**



---

---

---

## Activity 3

### Compare Shapes

Pick 1 shape card.

Name and describe your shape to a partner.

