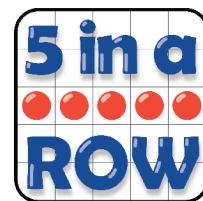


Directions:

- Partner A:
 - Place a paper clip on 2 numbers in the gray row.
 - Multiply the numbers.
 - Cover the product with a counter.
- Partner B:
 - Move 1 of the paper clips.
 - Multiply the numbers.
 - Cover the product with a counter.
- Take turns. If a partner finds a product that is already covered, they move the paper clip to a different number. The game ends when a partner fills the gameboard or places 5 counters in a row—across, up and down, or diagonal.

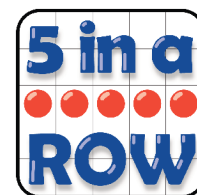


40	2	3	30	5
6	20	8	15	10
100	15	2	16	50
12	9	16	20	25
4	1	50	4	100

1	2	3	4	5	10
---	---	---	---	---	----


Directions:

- Partner A:
 - Put a paper clip on 2 numbers in the gray row.
 - Multiply the numbers.
 - Cover the product of the 2 numbers with a counter.
- Partner B:
 - Move 1 of the paper clips.
 - Multiply the numbers.
 - Cover the product with a counter.
- Take turns. If a partner finds a product that is already covered, they move the paper clip to a different number. The game ends when a partner fills the gameboard or places 5 counters in a row—across, up and down, or diagonal.



1	2	3	4	5	6
7	8	9	10	12	14
15	16	18	20	21	24
25	27	28	30	32	35
36	40	42	45	48	49
54	56	63	64	72	81

1	2	3	4	5	6	7	8	9
---	---	---	---	---	---	---	---	---



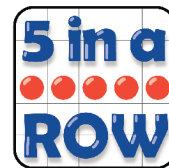
Directions:

- Partner A:
 - Put a paper clip on 1 number in each gray row.
 - Multiply the numbers.
 - Cover the product of the 2 numbers with a counter.
- Partner B:
 - Move 1 of the paper clips to another number.
 - Multiply the numbers.
 - Cover the product with a counter.
- Take turns. If a partner finds a product that is already covered, they move the same paper clip to a different number. The game ends when a partner fills the gameboard or places 5 counters in a row—across, up and down, or diagonal.

252	294	420	351	360
378	252	312	336	405
315	405	288	273	351
390	273	378	324	450
360	450	294	360	252

12	13	14	15
----	----	----	----

21	24	27	30
----	----	----	----



Directions:

- Partner A:
 - Put a paper clip on 3 numbers in the gray row.
 - Multiply the numbers.
 - Cover the product of all 3 numbers with a counter.
- Partner B:
 - Move 1 of the paper clips to another number.
 - Multiply the numbers.
 - Cover the product with a counter.
- Take turns. If a partner finds a product that is already covered, they move the same paper clip to a different number. The game ends when a partner fills the gameboard or places 5 counters in a row—across, up and down, or diagonal.

36	2	125	20	24	6
8	80	10	12	15	16
30	4	5	25	125	18
60	27	3	8	12	6
32	1	40	45	48	50
64	9	100	75	20	24

1	2	3	4	5
---	---	---	---	---