



Arrays and Rectangles

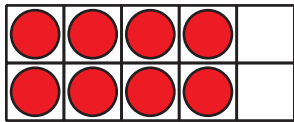
Let's make arrays and rectangles using tiles.

Warm-up

Which Three Go Together: All Kinds of Arrays

Which 3 go together?


A




B



C



D



Activity 1


Use Tiles to Make Arrays

Choose a number of tiles.

12 15 16 18 20

Arrange all the tiles in an array. Then push them together to make a rectangle.

1. Shade squares on this grid to show the rectangle.

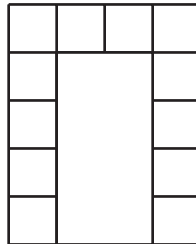


2. How many rows of squares does your rectangle have? _____
3. How many columns does your rectangle have? _____
4. How many squares are in your rectangle? _____
5. Write 2 equations to represent the number of squares in your rectangle.

Activity 2

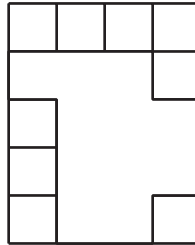
Make Equal-Size Squares

1. a. Draw lines to fill the rectangle with equal-size squares.



- b. Color the rows different colors.
- c. How many rows of equal-size squares are there?
- d. How many squares are in each row?
- e. Write an equation to represent the sum of the squares in each row.

2. a. Draw lines to fill the rectangle with equal-size squares.



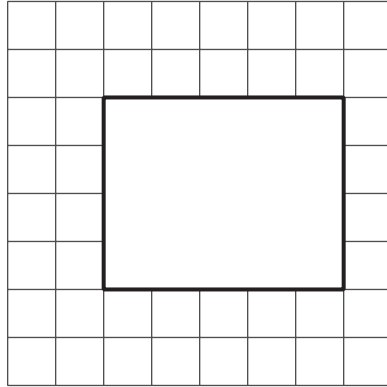
b. Color the columns different colors.

c. How many columns of equal-size squares are there?

d. How many squares are in each column?

e. Write an equation to represent the sum of the squares in each column.

3. a. Draw lines to fill the rectangle with equal-size squares.



b. How many columns of equal-size squares are there? How many squares are in each column?

c. How many rows of equal-size squares are there? How many squares are in each row?

d. Write 2 equations to represent the total number of squares in the rectangle.