Unit 7, Lesson 11

Patterns and Ordered Pairs

Let's represent patterns on the coordinate grid.

Warm-up

Notice and Wonder: The Coordinate Grid

What do you notice? What do you wonder?

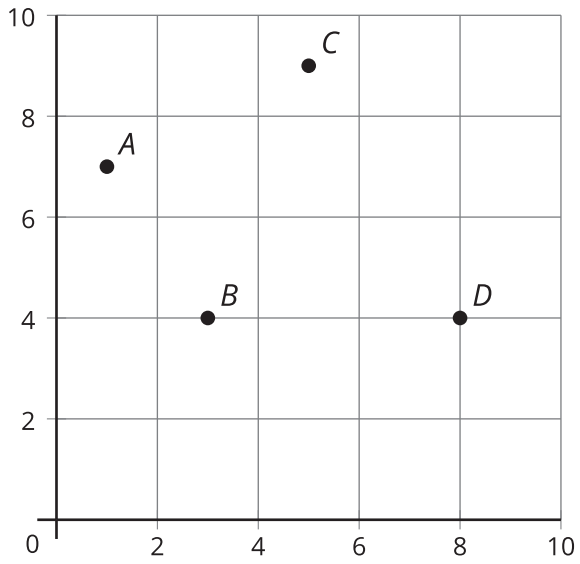

Activity 1

Patterns on the Coordinate Grid (Part 1)

Partner A

Both patterns start with 0.

Rule 1: Keep adding 8.

Rule 2: Keep adding 2.

1. Use the rules to complete the table.

	A	*B*	*C*	*D*	*E*	*F*
rule 1						
rule 2						

2. Which column in the table represents the point plotted on this coordinate grid? Label the point with that column's letter.

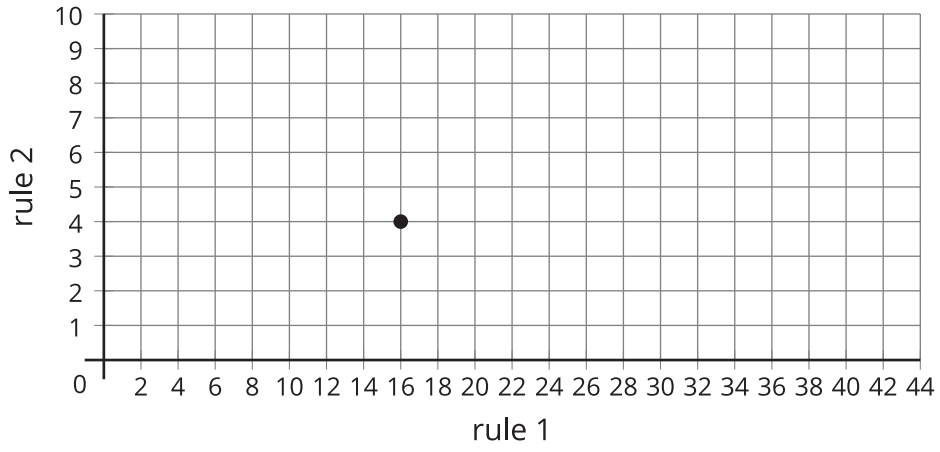

3. Plot and label the rest of the points.

Partner B

Both patterns start with 0.

Rule 1: Keep adding 10.

Rule 2: Keep adding 40.

1. Use the rules to complete the table.

	A	*B*	*C*	*D*	*E*	*F*
rule 1						
rule 2						

2. Which column in the table represents the point plotted on this coordinate grid? Label the point with that column's letter.

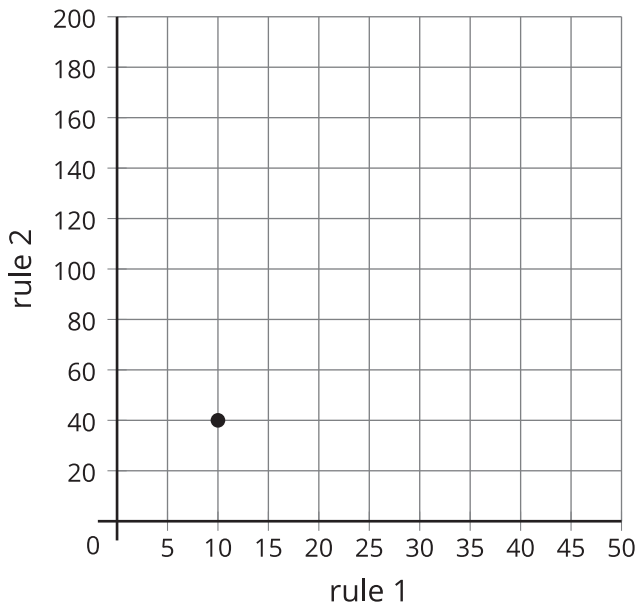

3. Plot and label the rest of the points.

Activity 2

Patterns on the Coordinate Grid (Part 2)

1. Use the rules to complete the table. Both patterns start with 0.
   - Rule 1: Add 2.
   - Rule 2: Add 5.

	A	B	C	D	E	F
rule 1						
rule 2						

2. What relationships do you notice between the corresponding terms of the two patterns?

_____

3. Plot and label the points from the table.

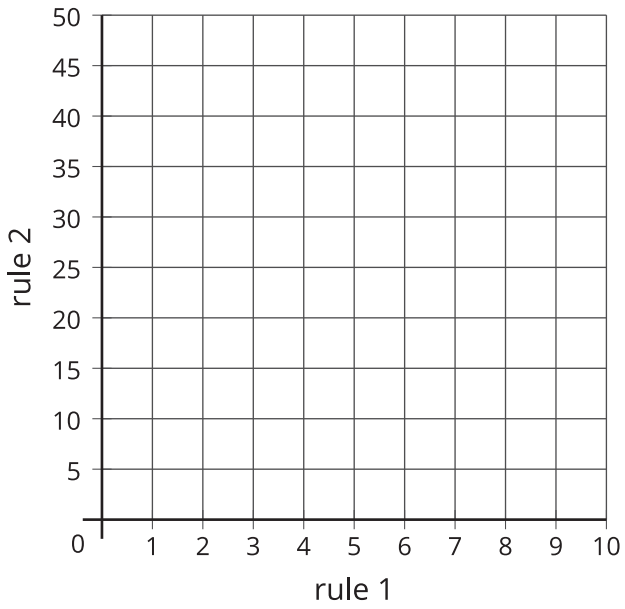

4. What does the Point C tell you about Rule 1 and Rule 2?

_____