



Choose Objects to Compare Length Indirectly

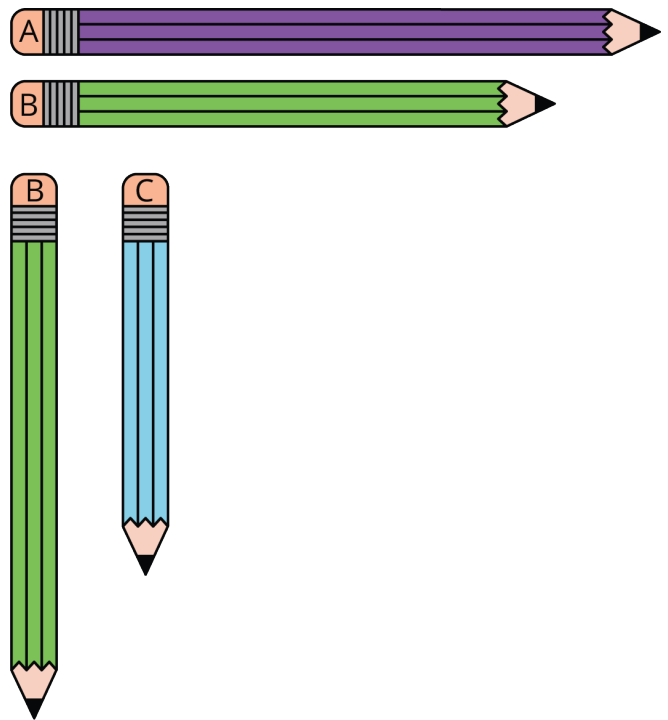
Let's compare the lengths of objects without moving them.

Warm-up

Notice and Wonder: More Pencils

What do you notice?

What do you wonder?

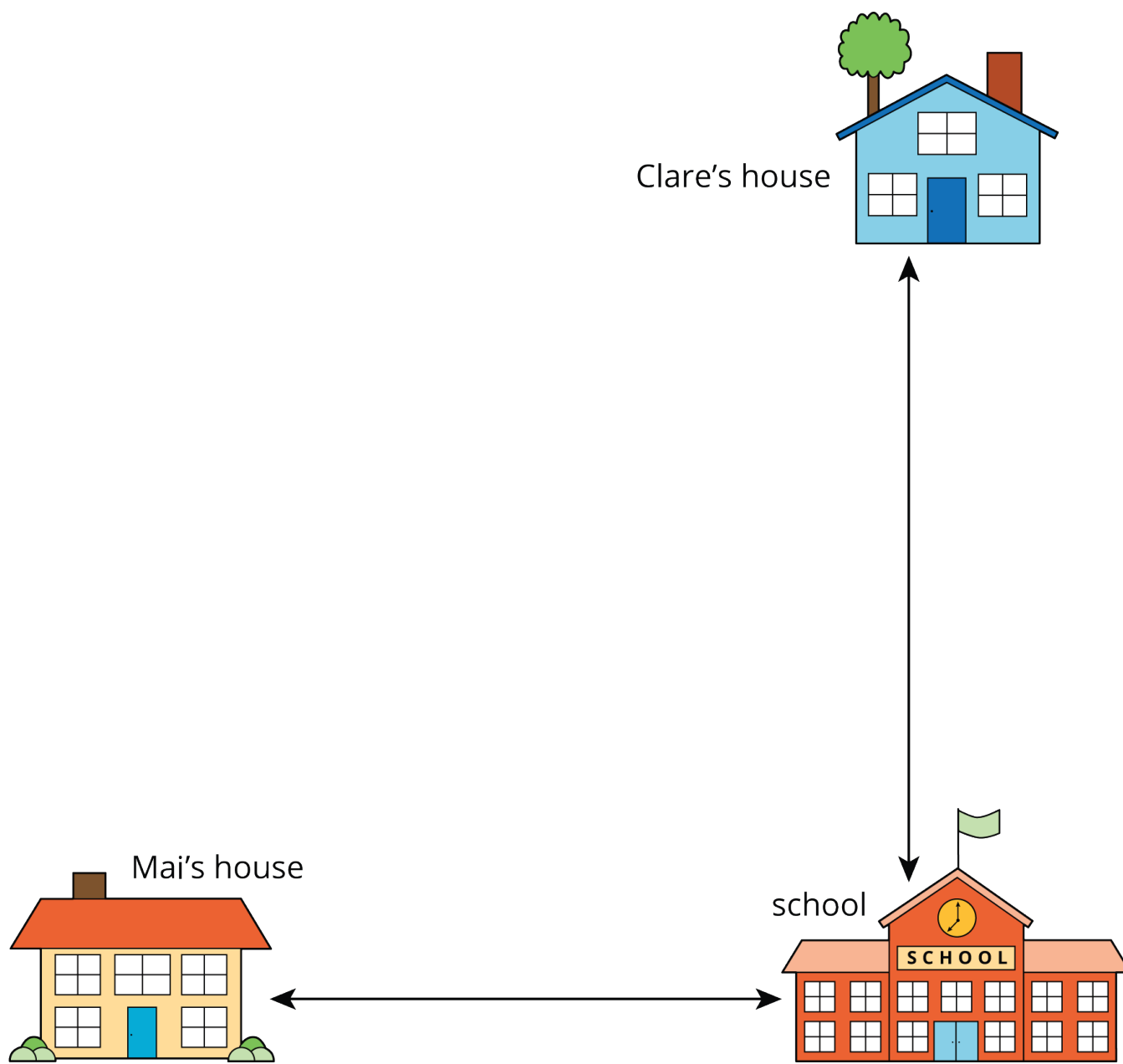


Activity 1

Mai and Clare Walk to School

Clare and Mai walk to school. Whose walk is shorter?

Be ready to explain your thinking.



Activity 2

Will It Fit?

Show your thinking using drawings, numbers, or words.

1. Will the teacher's desk fit through the door?

2. Will a student desk fit through the door?

3. Which is longer, the bookshelf or the rug?

4. Which is longer, the student desk or the bookshelf?



5. Which is shorter, the bookshelf or the teacher's desk?

6. Will the teacher's desk fit next to the bookshelf?



Section A Summary

We compared the **length** of objects.

We lined up their ends to compare.

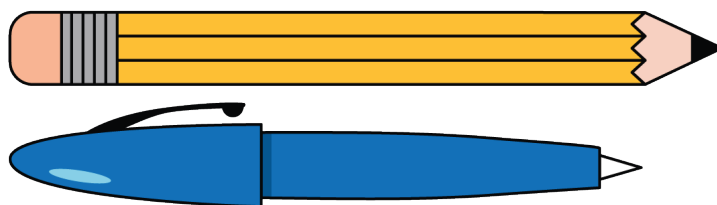


The blue rectangle is longer than the red rectangle.

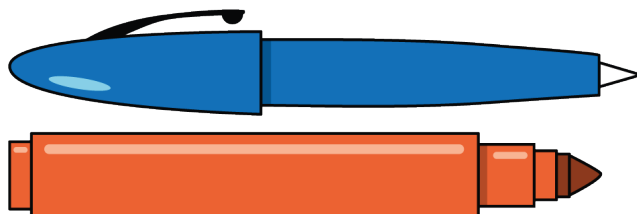
The red rectangle is shorter than the blue rectangle.

We used a third object to compare the lengths of 2 objects.

The pen is shorter than the pencil.



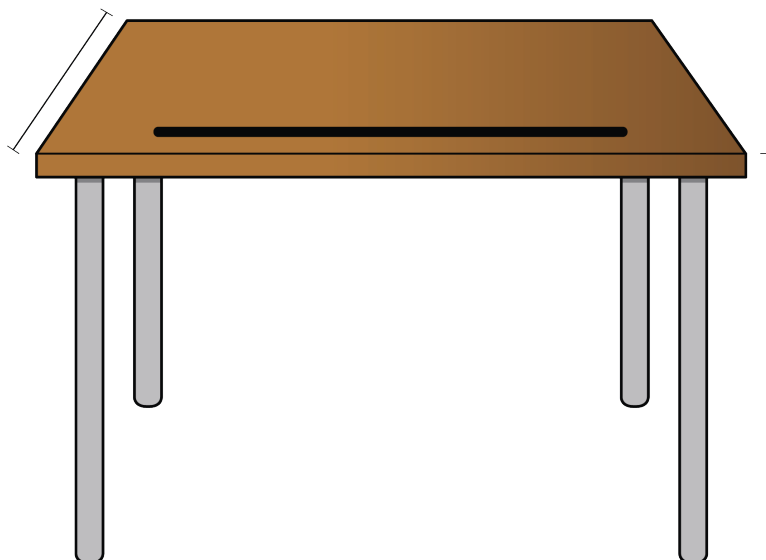
The pen is longer than the marker.



So, we know the marker is shorter than the pencil.

Some objects can't be lined up.

So, we used a third object to compare their lengths.



The leg of the desk is longer than the side of the desk.