Unit 1, Lesson 9

# Which Is Your Favorite?

Let's collect, organize, and show data.

Warm-up

# How Many Do You See: Dots and More Dots

How many do you see?
How do you see them?

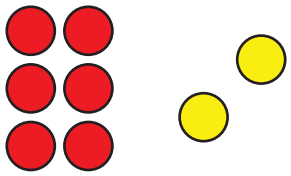



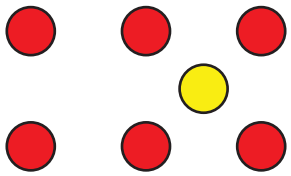


CC BY NC 2024
Illustrative Mathematics®

Activity 1

# A Class Survey

Which is your favorite _____?

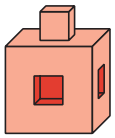

If you chose _____, take a red cube.

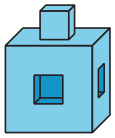

If you chose _____, take a blue cube.

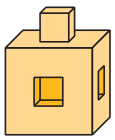

If you chose _____, take a yellow cube.

Activity 2

# Show Our Class Data

Show the survey data about our class's favorite

_____.

## Section B Summary

We sorted objects and shapes into **categories**.

| lines | solid | dots |
|---|---|---|
| 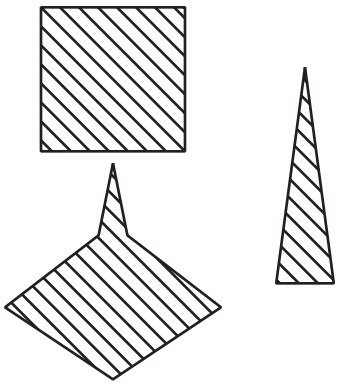 |  | 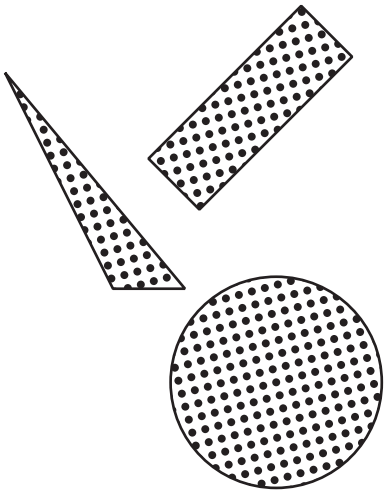 |

We showed our **data** on paper in different ways.

| lines | solid | dots |
|---|---|---|
| □ □ □ | □ □ □<br>□ □ □ | □ □ □ |

| lines | solid | dots |
|---|---|---|
| \|\|\| | \|\|\|\|\|<br>\| | \|\|\| |

| lines | solid | dots |
|---|---|---|
| 3 | 6 | 3 |