


# What Is the Same?

Let's decide whether shapes are the same.

## 10.1 Find the Right Hands

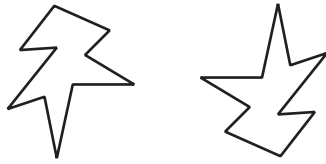
A person's hands are mirror images of each other. In the diagram, a left hand is labeled. Shade all of the right hands.



## 10.2 Are They the Same?

For each pair of shapes, decide whether or not they are the same.

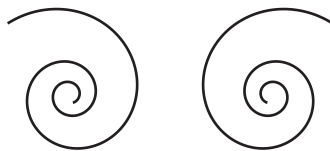
A



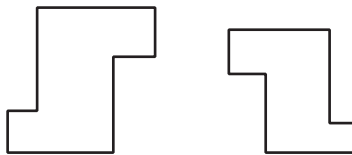
B



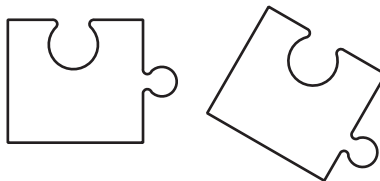
C

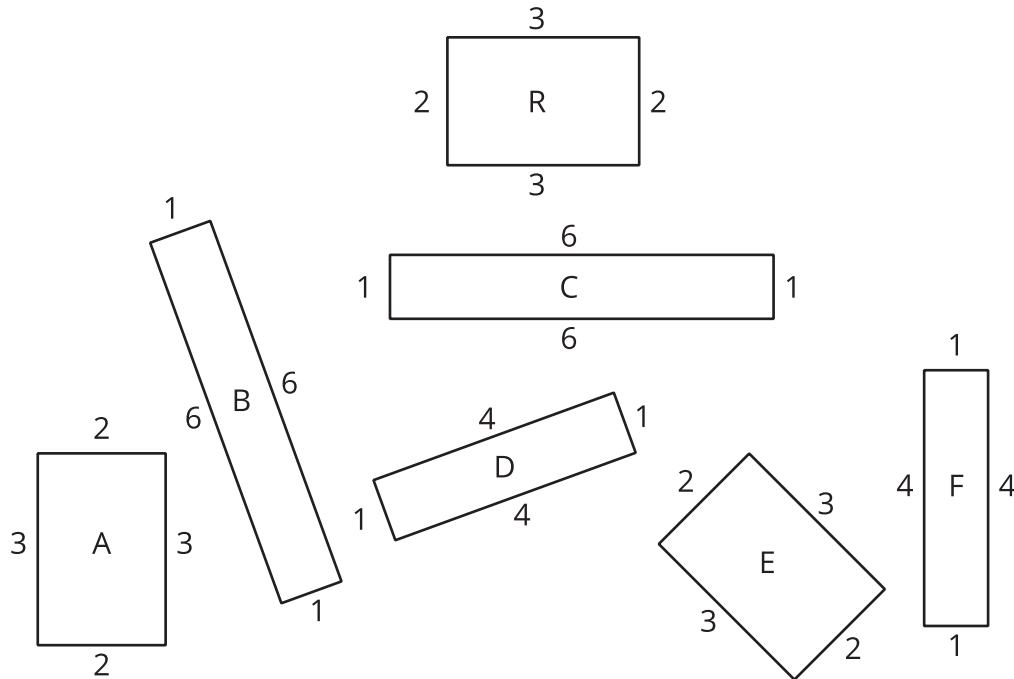


D



E

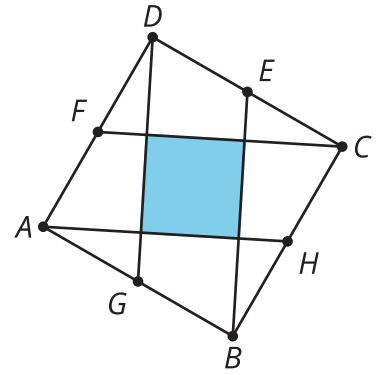




1. Which of these rectangles have the same area as Rectangle R but a different perimeter?
2. Which rectangles have the same perimeter as Rectangle R but a different area?
3. Which rectangles have the same area *and* the same perimeter as Rectangle R?
4. Decide which rectangles are **congruent**. Shade congruent rectangles with the same color.

## 💡 Are you ready for more?

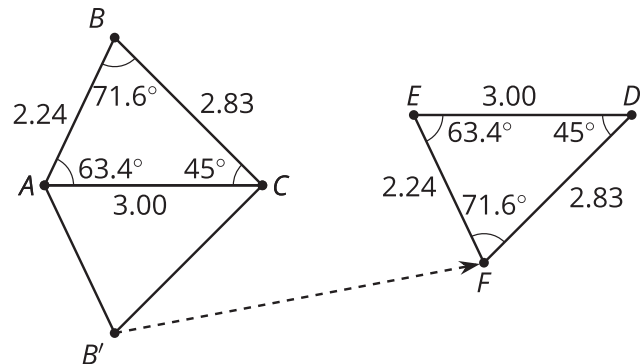
In square  $ABCD$ , points  $E$ ,  $F$ ,  $G$ , and  $H$  are midpoints of their respective sides. What fraction of square  $ABCD$  is shaded? Explain your reasoning.



## 👤 Lesson 10 Summary

**Congruent** is a new term for an idea we have already been using. We say that two figures are congruent if one can be lined up exactly with the other by a rigid transformation.

For example, triangle  $EFD$  is congruent to triangle  $ABC$  because they can be matched up by reflecting triangle  $ABC$  across  $AC$  followed by the translation shown by the arrow. Notice that all corresponding angles and side lengths are equal.



Here are some other facts about congruent figures:

- We don't need to check all the measurements to prove two figures are congruent. We just have to find a rigid transformation that matches up the figures.
- A figure that looks like a mirror image of another figure can be congruent to it. This means there must be a reflection in the sequence of transformations that matches up the figures.
- Since two congruent polygons have the same area and the same perimeter, one way to show that two polygons are *not* congruent is to show that they have a different area or perimeter.