Unit 4, Lesson 7

Use Objects to Represent Stories

Let’s use objects to show a story.

Warm-up

Notice and Wonder: Balls and Counters

What do you notice?
What do you wonder?



Activity 1

Playing on the Playground

1. 5 students play basketball at recess.
   2 students go inside to get water.

2. 3 students play on the swings at recess.
   1 more student comes to play on the swings.

3. 5 students play tag at recess.
   4 students go inside.

Activity 2

Finish the Story

1. 7 kids play on the field.



2. 2 kids eat.

3. 4 ducks swim.

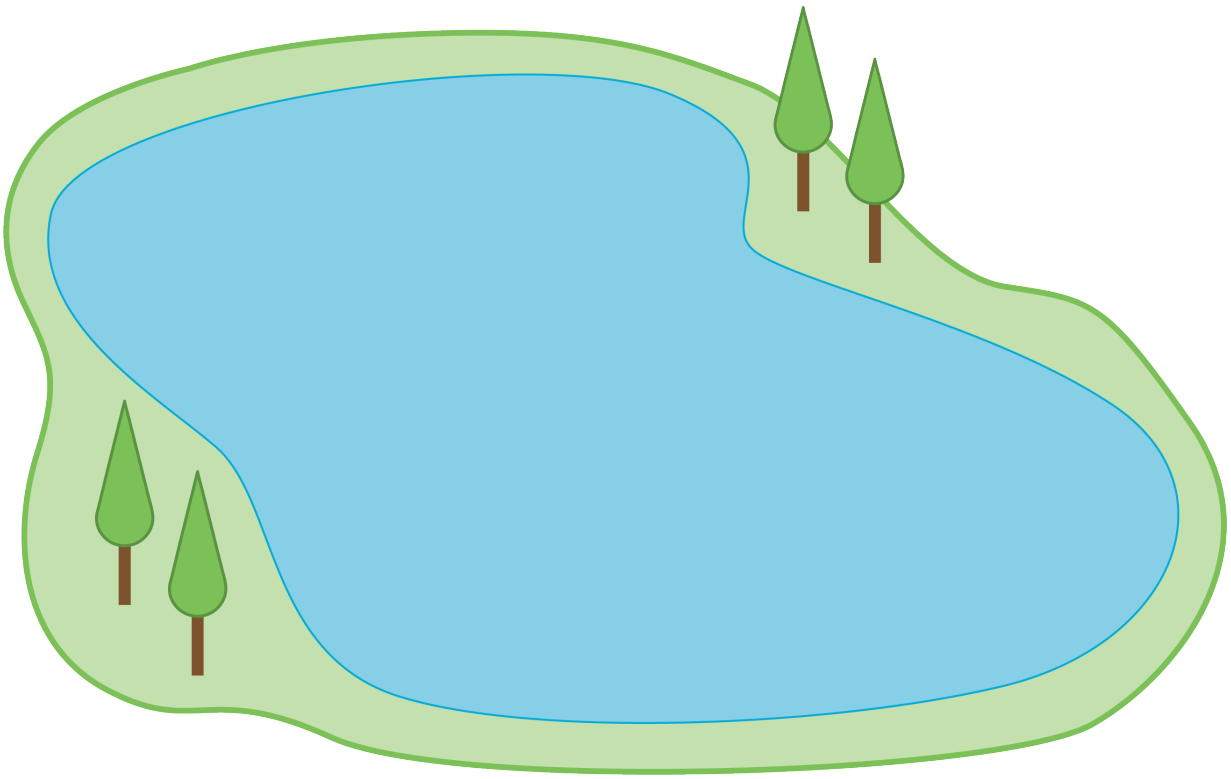

4. 5 kids play.

Activity 3

Introduce Math Stories—Act It Out

Choose a center.

Math Stories

Subtraction Towers

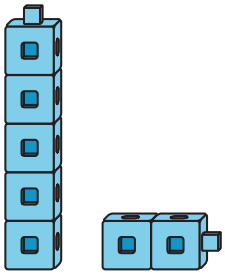

5-Frames

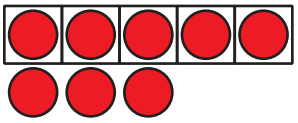

Build Shapes

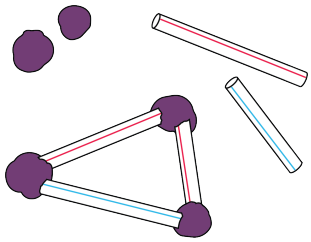

Counting Collections