

Matching Descriptions to Graphs

Card 1

The value of a company's stock doubles approximately every 4 years.

The relationship between the number of years since purchasing the stock and the stock value.

Matching Descriptions to Graphs

Card 5

The value of a company's stock triples roughly every 8 years.

The relationship between the number of years since purchasing the stock and the stock value.

Matching Descriptions to Graphs

Card 2

A car loses $\frac{1}{4}$ of its value every year after purchase.

The relationship between the number of years since purchasing the car and the value of the car.

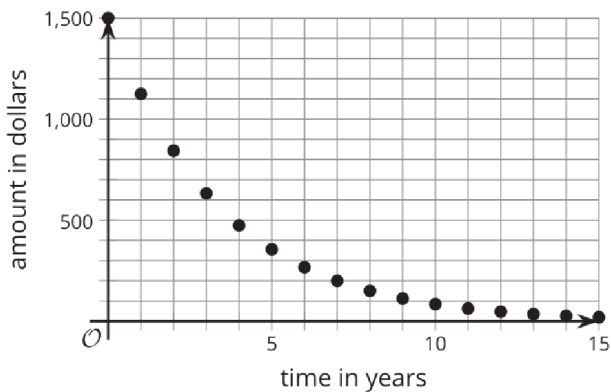
Matching Descriptions to Graphs

Card 6

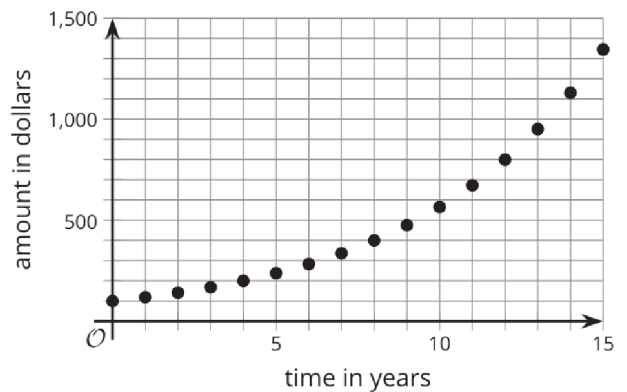
A laptop loses $\frac{2}{5}$ of its value every year after purchase.

The relationship between the number of years since purchasing the laptop and the value of the laptop.

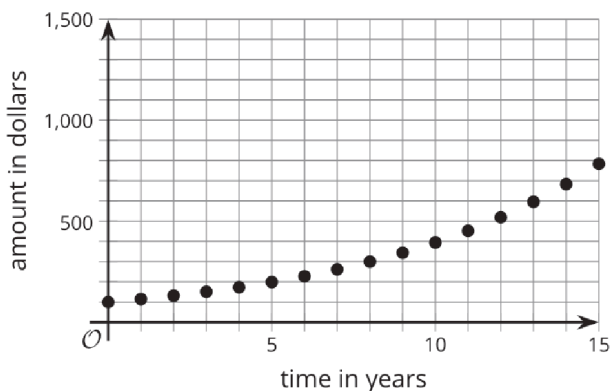
Matching Descriptions to Graphs

Card 3

Matching Descriptions to Graphs

Card 7

Matching Descriptions to Graphs

Card 4

Matching Descriptions to Graphs

Card 8