


Story Problems and Diagrams

Let's make sense of diagrams and solve story problems.

Warm-up

Notice and Wonder: Mancala

What do you notice? What do you wonder?



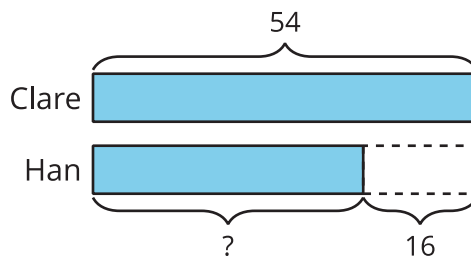
Activity 1

Interpret the Diagram

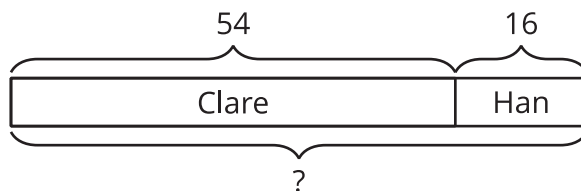
Circle the matching diagram for each story. Then explain your match to your partner.

- Clare captures 54 seeds. Han captures 16 fewer seeds than her. How many seeds does Han capture?

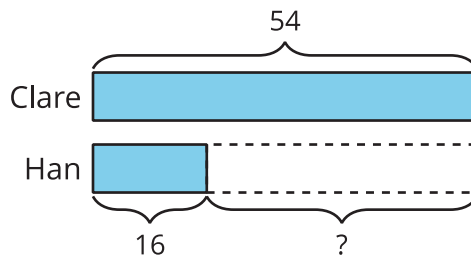
A



B

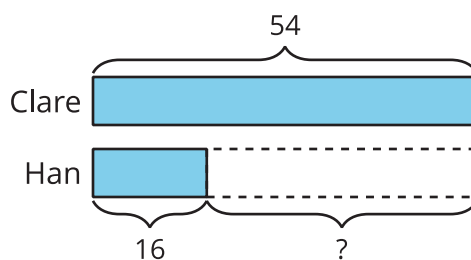


C

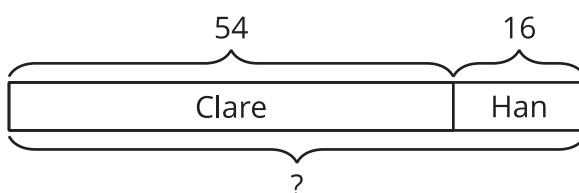


2. Clare has 54 seeds on her side of the board. Han has 16 seeds on his. How many seeds are on the board?

A

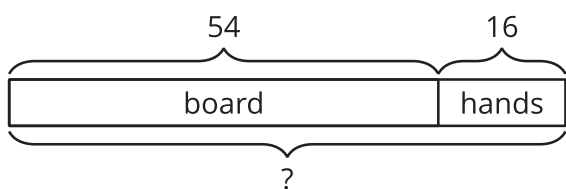


B

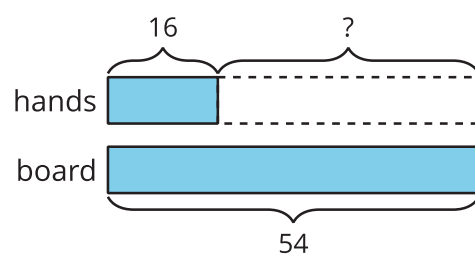


3. Clare has 54 seeds. She holds 16 in her hand. The rest are on the game board. How many of her seeds are on the game board?

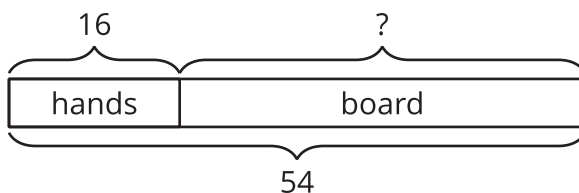
A



B



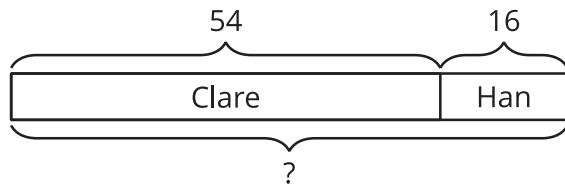
C



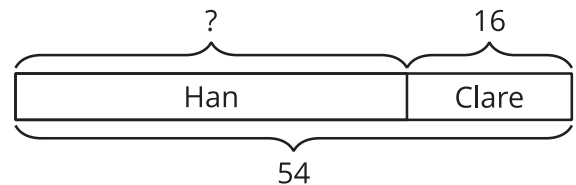
4. There are 54 seeds on the game board. Some seeds are on Han's side. 16 seeds are on Clare's side. How many seeds are on Han's side?

Choose the 2 matching diagrams.

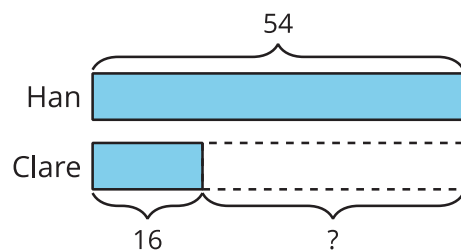
A



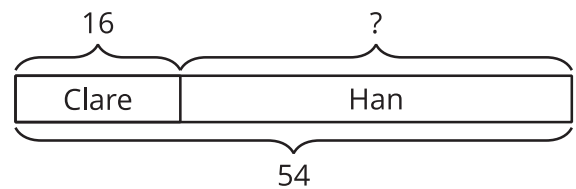
B



C



D



Activity 2

Card Sort: Story Problems and Diagrams

Your teacher will give you a set of cards that show story problems and diagrams.

1. Match each story problem to a diagram. Be ready to explain your reasoning.
2. Choose 2 story problems. Solve them. Show your thinking using drawings, numbers, or words.

