Unit 7, Lesson 1

Compare, Count On, and Count Back

Let's compare numbers and add or subtract.

Warm-up

Number Talk: Count Back

Find the value of each expression mentally.

- $586 - 6$

- $586 - 8$

- $434 - 5$

- $352 - 4$

Activity 1

Notice the Difference

Tyler and Elena find the value of $81 - 79$.

Tyler

$$81 - 70 = 11$$
$$11 - 9 = 2$$

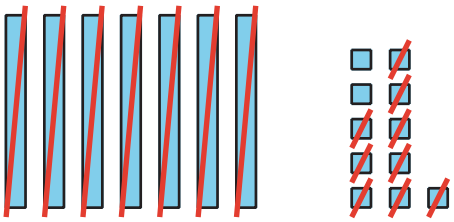

Elena

$$81 - 79 = 2$$

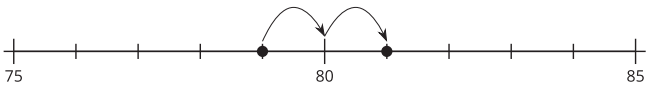

What do you notice? What do you wonder?

1. Locate and label 203 and 198.

Compare, using <, >, or =.

_____ ☐ _____

Find the value of $203 - 198$. Show your thinking, using drawings, numbers, or words.

CC BY NC 2024
Illustrative Mathematics®

2. Locate and label 673 and 680.

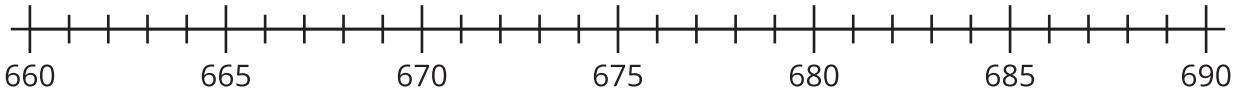

Compare, using <, >, or =.

_____ ☐ _____

Find the value of $680 - 673$. Show your thinking, using drawings, numbers, or words.

 CC BY NC 2024
Illustrative Mathematics®

3. Locate and label 501 and 499.

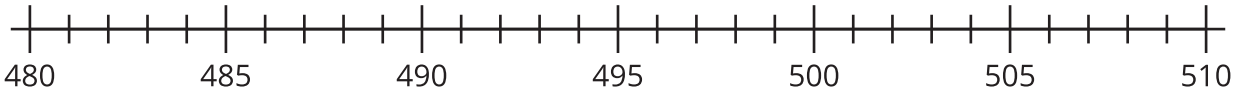

Find the value of $501 - 499$. Show your thinking, using drawings, numbers, or words.

4. Find the value of $400 - 396$. Show your thinking, using drawings, numbers, or words.

 CC BY NC 2024
Illustrative Mathematics®

Activity 2

What's the Big Difference?

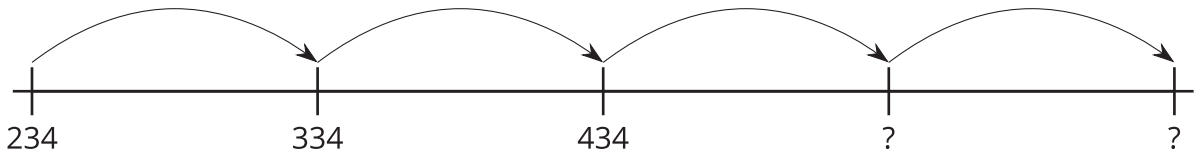

1. Fill in the missing numbers.

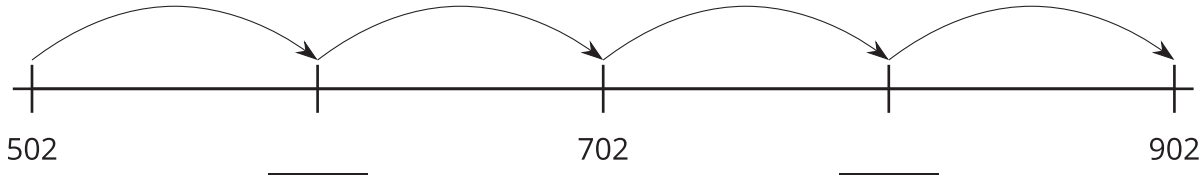

Does this number line show counting on by tens or counting on by hundreds?

2. Fill in the missing numbers.

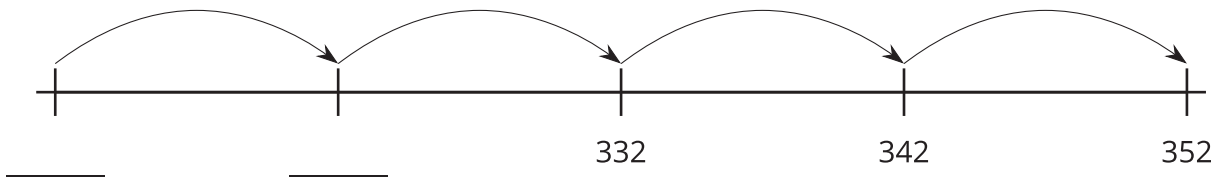

Does this number line show counting on by tens or counting on by hundreds?

3. Fill in the missing numbers.

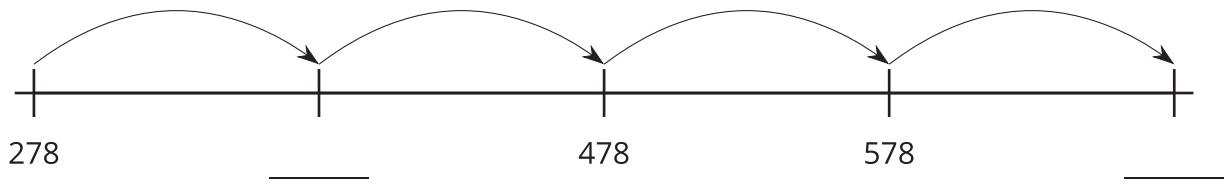

Does this number line show counting on by tens or counting on by hundreds?

4. Fill in the missing numbers, counting on by tens.

739, 749, _____, 769, _____

5. Explain how you know your numbers show counting on by tens and not counting on by hundreds.

_____

_____

_____

 CC BY NC 2024
Illustrative Mathematics®