



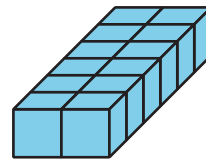
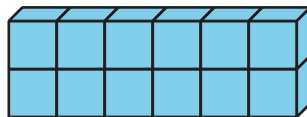
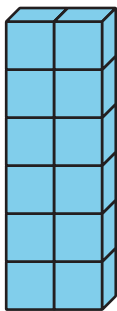
Side Lengths of Rectangular Prisms

Let's describe the side lengths of a prism and find the volume.

Warm-up

Notice and Wonder: Prism Print

What do you notice? What do you wonder?




Activity 1

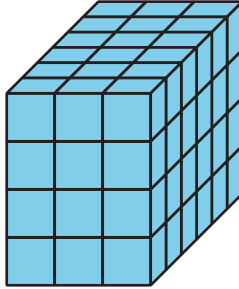
All about That Base

Here are 3 rectangular prisms.


1



2




3

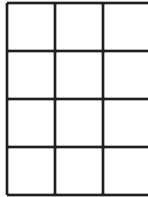


These rectangles represent bases of the prisms.

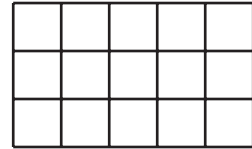
A



B



C

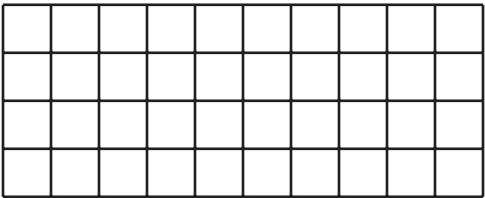


1. Match each prism with a rectangle that represents its base. Some prisms may match more than 1 rectangular base.
2. Find the volume of each prism. Explain or show your reasoning.

Activity 2

Growing Prism

Here is a base of a rectangular prism.



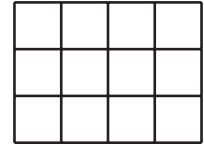
Complete the table for the volumes of rectangular prisms. Use this base and each of these heights.

height (units)	multiplication expression to represent volume	volume (unit cubes)
1		
2		
3		
10		
25		

Activity 3

What Is the Question?

This is the base of a rectangular prism that has a height of 5 units.



These are answers to questions about the prism. Determine the question for each answer.

1. 3 is the answer. What is the question?

2. 5 is the answer. What is the question?

3. $3 \times 4 = 12$. The answer is 12. What is the question?

4. $12 \times 5 = 60$. The answer is 60 unit cubes. What is the question?

5. 3 units by 4 units by 5 units is the answer. What is the question?

