Unidad 7, Lección 15

Construyamos y contemos con figuras sólidas

Construyamos y contemos con figuras sólidas.

 CC BY NC 2024
Illustrative Mathematics®

Calentamiento

Exploración de estimación: ¿Cuántos cubos?

1. Escribe una estimación que sea:

muy baja	razonable	muy alta

2. Escribe una estimación que sea:

muy baja	razonable	muy alta

Actividad 1

Una torre alta

¿Cuántas usaste?

_____

 CC BY NC 2024
Illustrative Mathematics®

Actividad 2

¿Qué pueden hacer con estas figuras?

1. 5 cubos



4 cilindros

6 conos



¿Cuántas figuras usaste?

_____

2. 3 conos



4 cubos



5 cilindros

¿Cuántas usaste?

_____

 CC BY NC 2024
Illustrative Mathematics®

Actividad 3

Centros: Momento de escoger

Escoge un centro.

Construye figuras

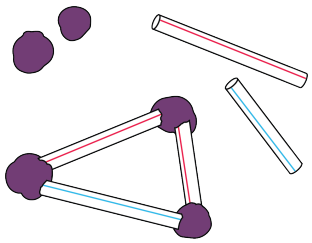

Bloques sólidos geométricos



Contar colecciones



Haz una como la mía

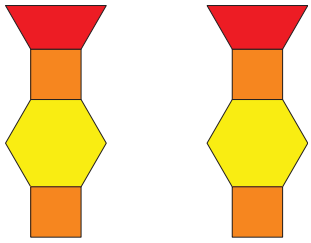

Revuelve y saca

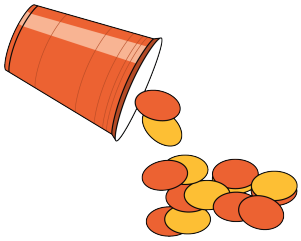

 CC BY NC 2024
Illustrative Mathematics®

Resumen de la sección B

Podemos formar figuras sólidas y hablar sobre ellas.

cubo



cono



cilindro



esfera

 CC BY NC 2024
Illustrative Mathematics®

Vemos figuras sólidas.



Usamos figuras sólidas.

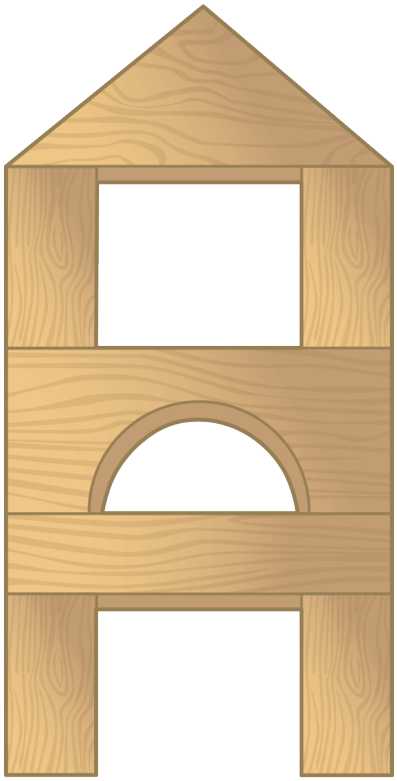

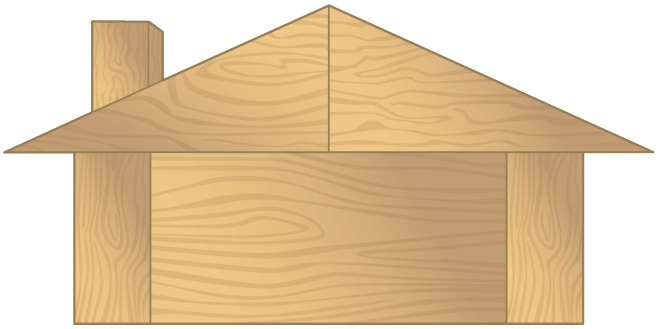

 CC BY NC 2024
Illustrative Mathematics®