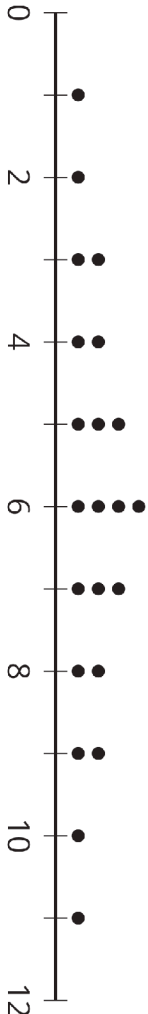
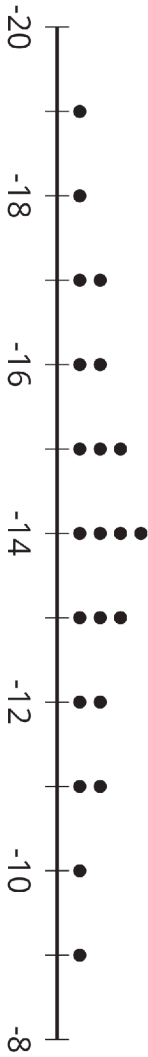
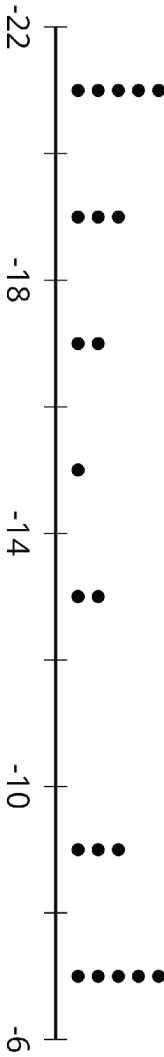
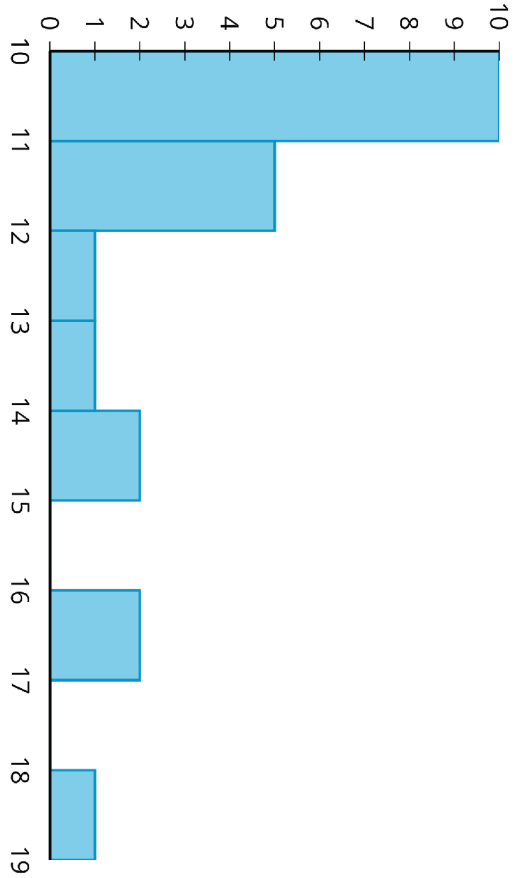


<p>Card Sort: Describing Data Distributions, Spanish</p> <p>A</p> 	<p>Card Sort: Describing Data Distributions, Spanish</p> <p>H</p> <ul style="list-style-type: none">• asimétrica a la derecha• IQR: 11
<p>Card Sort: Describing Data Distributions, Spanish</p> <p>B</p> 	<p>Card Sort: Describing Data Distributions, Spanish</p> <p>I</p> <ul style="list-style-type: none">• simétrica• media: 6

<p>C</p> <p>Card Sort: Describing Data Distributions, Spanish</p> 	<p>J</p> <p>Card Sort: Describing Data Distributions, Spanish</p> <ul style="list-style-type: none">• asimétrica a la izquierda• mediana: 14.5
<p>D</p> <p>Card Sort: Describing Data Distributions, Spanish</p> 	<p>K</p> <p>Card Sort: Describing Data Distributions, Spanish</p> <ul style="list-style-type: none">• uniforme• mediana: -14

<p>E</p> <p>Card Sort: Describing Data Distributions, Spanish</p>  <table border="1"><thead><tr><th>Interval</th><th>Frequency</th></tr></thead><tbody><tr><td>10-11</td><td>5</td></tr><tr><td>11-12</td><td>2</td></tr><tr><td>12-13</td><td>2</td></tr><tr><td>13-14</td><td>1</td></tr><tr><td>14-15</td><td>14</td></tr></tbody></table>	Interval	Frequency	10-11	5	11-12	2	12-13	2	13-14	1	14-15	14	<p>L</p> <p>Card Sort: Describing Data Distributions, Spanish</p> <ul style="list-style-type: none">• media: -14• MAD: 2
Interval	Frequency												
10-11	5												
11-12	2												
12-13	2												
13-14	1												
14-15	14												
<p>F</p> <p>Card Sort: Describing Data Distributions, Spanish</p>  <table border="1"><thead><tr><th>Statistic</th><th>Value</th></tr></thead><tbody><tr><td>Minimum</td><td>-20</td></tr><tr><td>Q1</td><td>-16</td></tr><tr><td>Median</td><td>-14</td></tr><tr><td>Q3</td><td>-11</td></tr><tr><td>Maximum</td><td>-9</td></tr></tbody></table>	Statistic	Value	Minimum	-20	Q1	-16	Median	-14	Q3	-11	Maximum	-9	<p>M</p> <p>Card Sort: Describing Data Distributions, Spanish</p> <ul style="list-style-type: none">• asimétrica a la derecha• mediana: 11
Statistic	Value												
Minimum	-20												
Q1	-16												
Median	-14												
Q3	-11												
Maximum	-9												

