

Graphs, Tables, Equations, and Situations

## Card 1

Chicken wings cost \$0.60 each.

Let  $x$  represent the number of chicken wings purchased. Let  $y$  represent the total cost of the chicken wings, in dollars.

Graphs, Tables, Equations, and Situations

## Card 2

Clare always checks out the maximum number of items from the library. She can check out up to 15 items (books or DVDs).

Let  $x$  represent the number of books Clare checks out. Let  $y$  represent the number of DVDs Clare checks out.

Graphs, Tables, Equations, and Situations

## Card 3

Tacos are \$2 each and dumplings are \$1 each. Han plans to spend \$10 on snacks.

Let  $x$  represent the number of tacos Han could buy and  $y$  represent the number of dumplings Han could buy.

Graphs, Tables, Equations, and Situations

## Card 4

A city puts a tax on sweetened beverages. The tax is 1.5 cents per ounce.

Let  $x$  represent the number of ounces in the drink. Let  $y$  represent the tax on the drink, in cents.

Graphs, Tables, Equations, and Situations

## Card 5

Kiran runs for 60 minutes a day.

Let  $x$  be his average speed for the day, in miles per hour. Let  $y$  be the number of miles he runs in a day.

Graphs, Tables, Equations, and Situations

## Card 6

A climbing gym charges \$50 a month, but gives a permanent \$5 discount for every person you refer to the gym.

Let  $x$  be the number of people you've referred to the gym and  $y$  be your monthly cost, in dollars.

Graphs, Tables, Equations, and Situations

## Card 7

Mai has a snow-shoveling business. She charges a flat rate of \$50 for the winter, and then an additional \$5 for every snowfall over 6 inches.

Let  $x$  be the number of snowfalls over 6 inches, and  $y$  be the cost of hiring Mai, in dollars.

Graphs, Tables, Equations, and Situations

## Card 8

Priya is using 20 meters of fencing to make a rectangular chicken run. She will use the fencing for all 4 sides of the run.

Let  $x$  be the length of the run, in meters, and  $y$  be the width of the run, in meters.

Graphs, Tables, Equations, and Situations

## Card 9

$x$	$y$
20	30
12	18
67.6	101.4

Graphs, Tables, Equations, and Situations

## Card 10

$x$	$y$
2	6
4	2
5	0

Graphs, Tables, Equations, and Situations

## Card 11

$x$	$y$
6	3.60
10	6.00
12	7.20

Graphs, Tables, Equations, and Situations

## Card 12

$x$	$y$
3	3
2.5	2.5
3.2	3.2

Graphs, Tables, Equations, and Situations

## Card 13

$x$	$y$
5	5
4	6
3	7

Graphs, Tables, Equations, and Situations

## Card 14

$x$	$y$
0	50
2	60
5	75

Graphs, Tables, Equations, and Situations

## Card 15

$x$	$y$
0	50
2	40
7	15

Graphs, Tables, Equations, and Situations

## Card 16

$x$	$y$
0	15
7	8
10	5

Graphs, Tables, Equations, and Situations

**Card 17**

$$2x + 2y = 20$$

Graphs, Tables, Equations, and Situations

**Card 18**

$$y = 15 - x$$

Graphs, Tables, Equations, and Situations

**Card 19**

$$y = 5x + 50$$

Graphs, Tables, Equations, and Situations

**Card 20**

$$y = 0.60x$$

Graphs, Tables, Equations, and Situations

**Card 21**

$$2x + 1y = 10$$

Graphs, Tables, Equations, and Situations

**Card 22**

$$y = \frac{60x}{60}$$

Graphs, Tables, Equations, and Situations

**Card 23**

$$1.5x = y$$

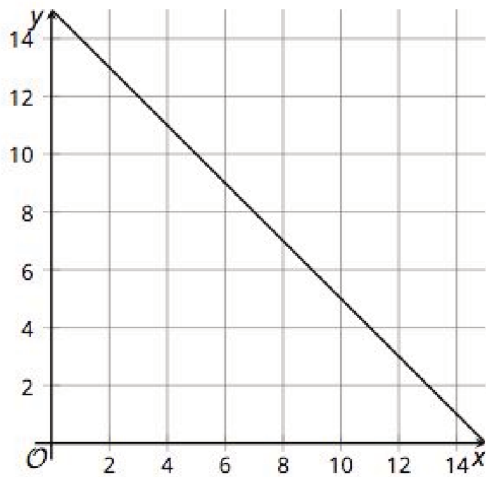
Graphs, Tables, Equations, and Situations

**Card 24**

$$50 - 5x = y$$

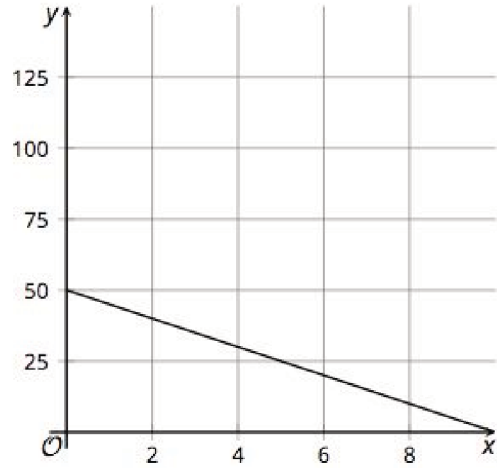
Graphs, Tables, Equations, and Situations

## Card 25



Graphs, Tables, Equations, and Situations

## Card 26



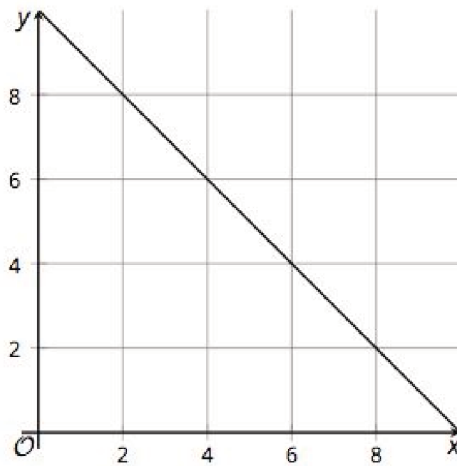
Graphs, Tables, Equations, and Situations

## Card 27



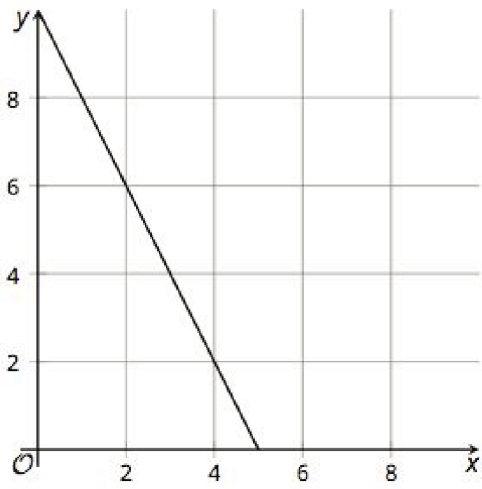
Graphs, Tables, Equations, and Situations

## Card 28



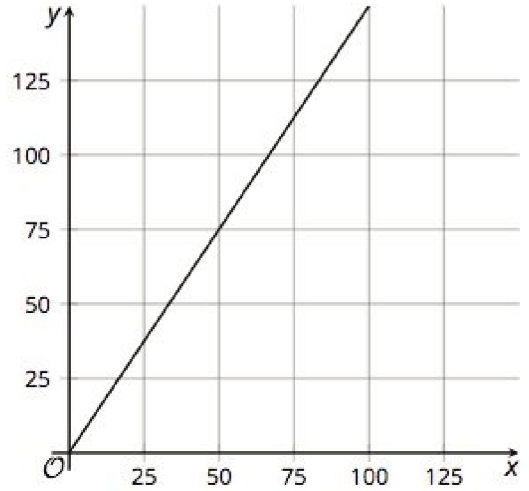
Graphs, Tables, Equations, and Situations

## Card 29



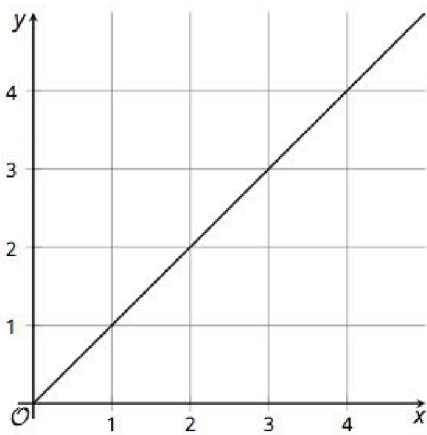
Graphs, Tables, Equations, and Situations

## Card 30



Graphs, Tables, Equations, and Situations

## Card 31



Graphs, Tables, Equations, and Situations

## Card 32

