

## Lesson 21: Compare Numbers

- Let's figure out which number is more and which is less.

### Warm-up: Act It Out: Hand Out Milk

Tyler is handing out the drinks to his class.

9 students chose milk.

5 students chose water.



Did fewer students choose milk or water?



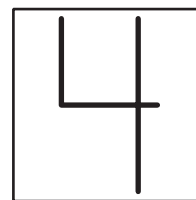

## 21.1: Which Number is More?

Circle the number that is more.

1.



2.





## 21.2: Which Number is Less?

Write the numbers you roll.

Circle the number that is less.

---



---



---



---



---



---



---



---



---



---



---



---



---



---



---



---



---



---



Write the numbers you roll.  
Circle the number that is less.

---



---



---



---



---



---



---



---



---



---



---



---



---



---



---



---



---



---

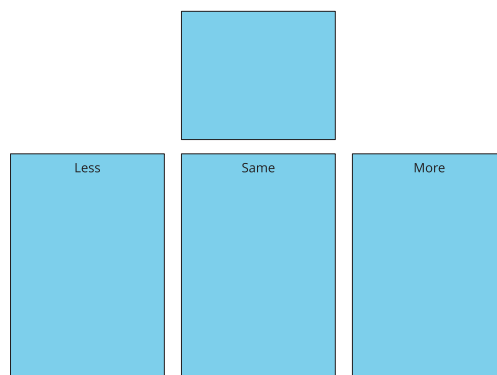





## 21.3: Centers: Choice Time

Choose a center.


Less, Same, More



Math Libs



Number Race





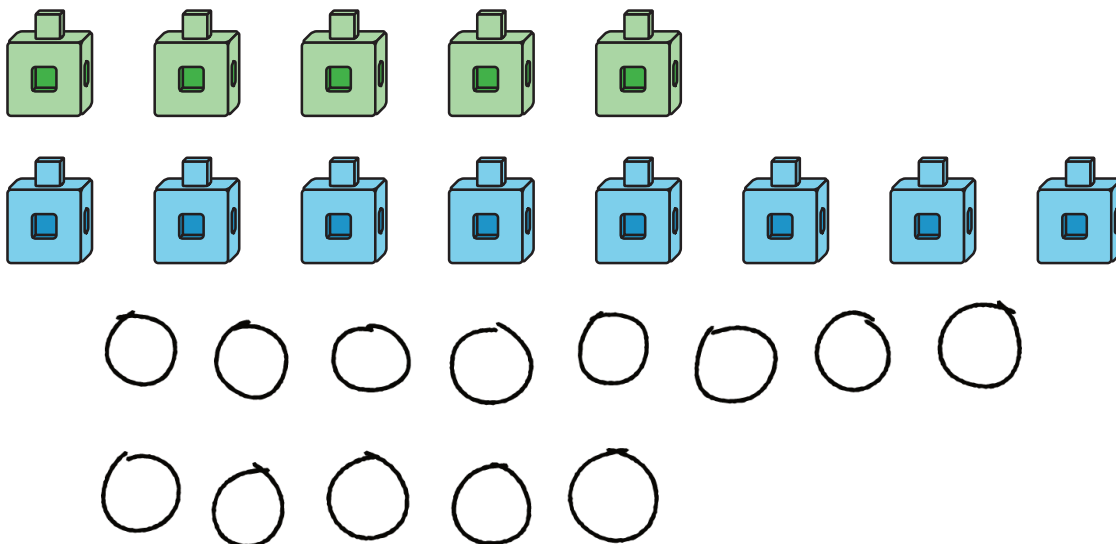
## Section Summary

### Section Summary

In this section we compared numbers. We used objects and drawings to help us figure out which number is more and which is less.

5

8



We also learned that we can use what we know about counting to compare the numbers.

1, 2, 3, 4, 5, 6, 7, 8, 9, 10

5 comes before 8 when we count.

5 is less than 8.

8 is more than 5.

