Unit 3, Lesson 8

What Is an Inch?

Let's measure in inches.

Warm-up

Notice and Wonder: Inches and Centimeters

What do you notice? What do you wonder?

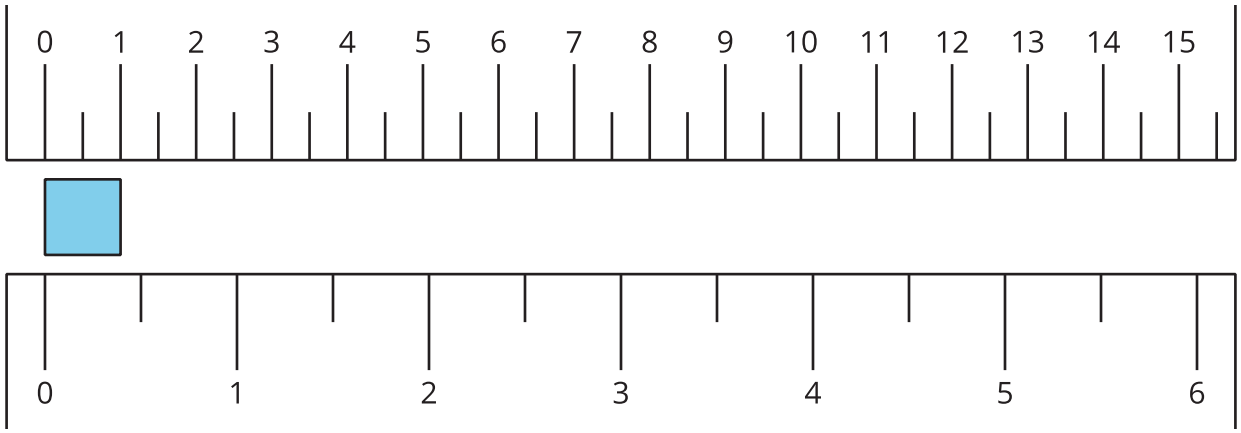

Activity 1

What Is an Inch?

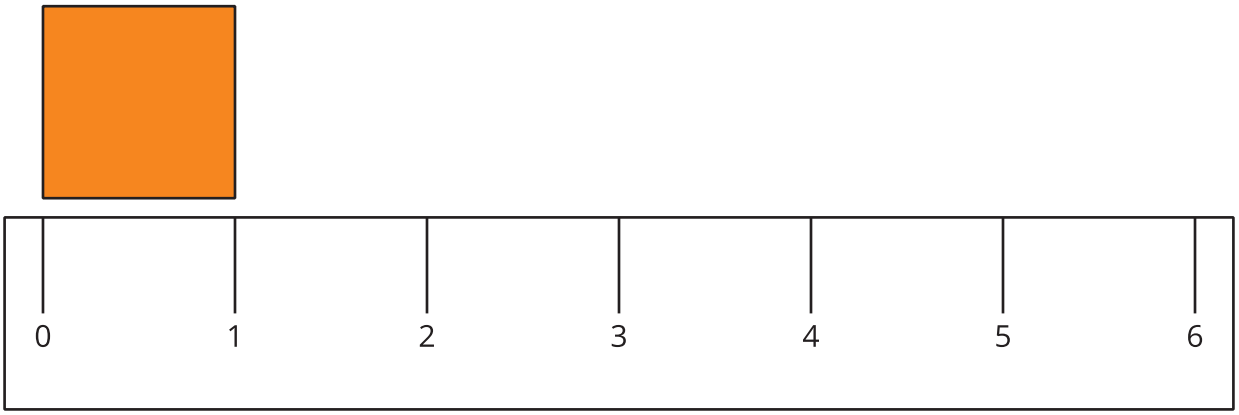

 CC BY NC 2024
Illustrative Mathematics®

1. Find 2 items that are about an inch long.

   a. _____

   b. _____

2. Measure the length of each object.

object to measure	length in inches
marker	
colored pencil	
11 connecting cubes	
a book	
your choice objects:	

Activity 2

Measure the Sides of Shapes

1. Here is a rectangle.

Estimate the length of the long side of the rectangle. Use inches.

Estimate: _____ in

Measure the long side of the rectangle. Use inches.

Actual length: _____ in

2. Here is a square.



Estimate the length of 1 side of the square. Use inches.

Estimate: _____ in

Measure 1 side of the square. Use inches.

Actual length: _____ in

3. Here is a triangle.

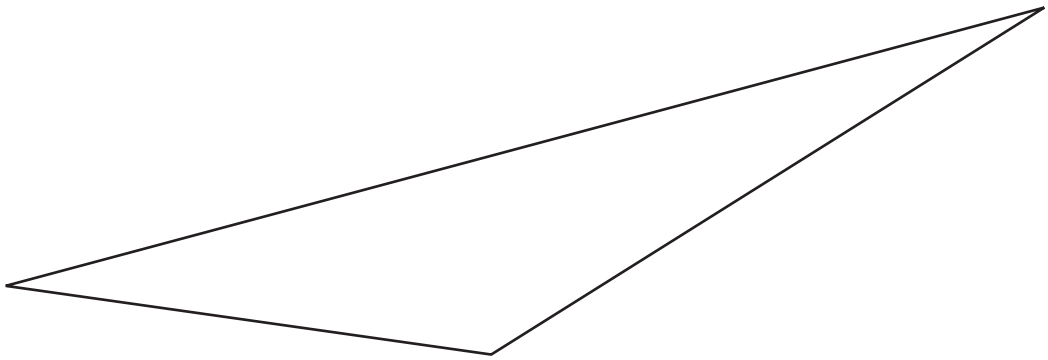

Estimate the length of the longest side of the triangle. Use inches.

Estimate: _____ in

Measure the longest side of the triangle. Use inches.

Actual length: _____ in