



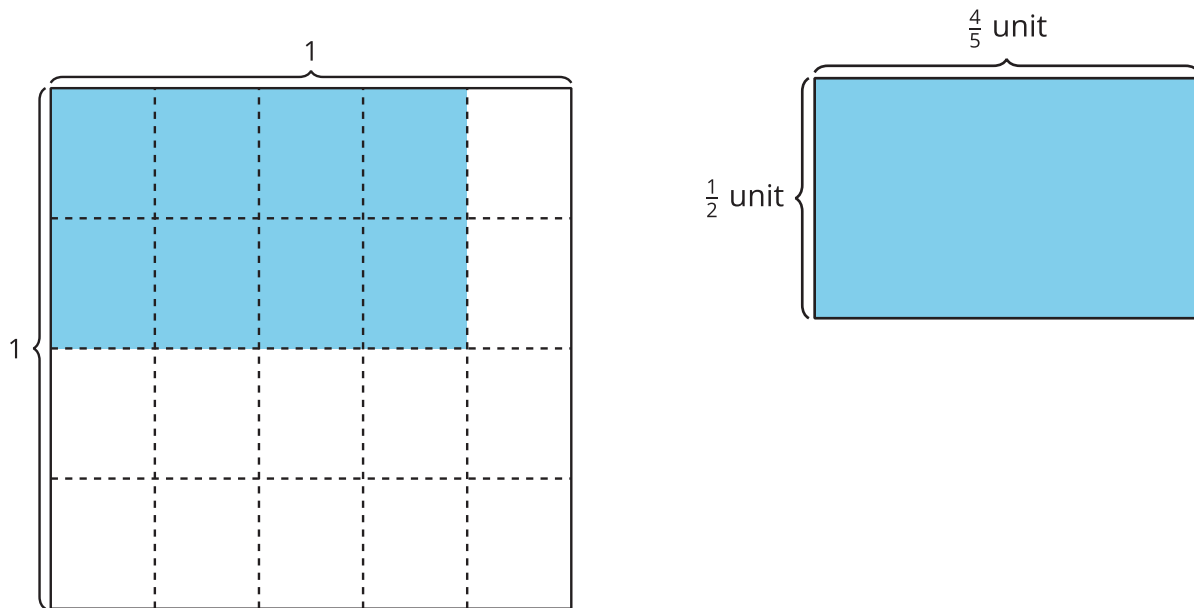
# Generalize Fraction Multiplication

Let's use what we've learned to multiply any two fractions.

## Warm-up

### Notice and Wonder: Two Diagrams

What do you notice? What do you wonder?

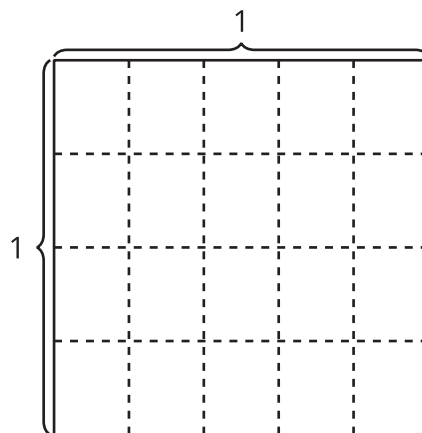


## Activity 1

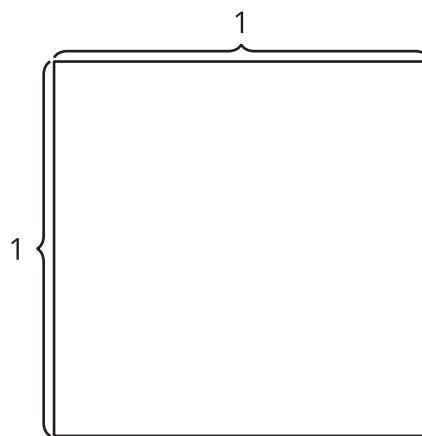
### Equations and Area

1. Find the value of each product. Draw a diagram if it is helpful.

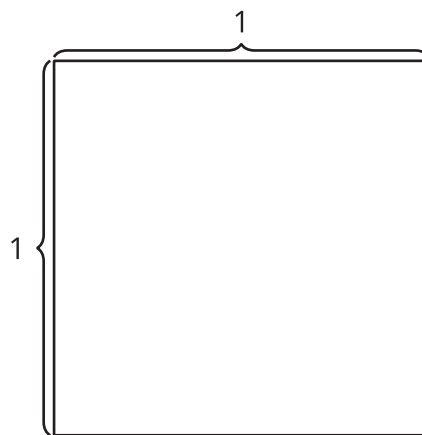
a.  $\frac{2}{5} \times \frac{3}{4}$



b.  $\frac{3}{7} \times \frac{4}{5}$



c.  $\frac{9}{11} \times \frac{5}{8}$



2. How did you decide whether or not to draw a diagram? How did the diagrams help you find the products?

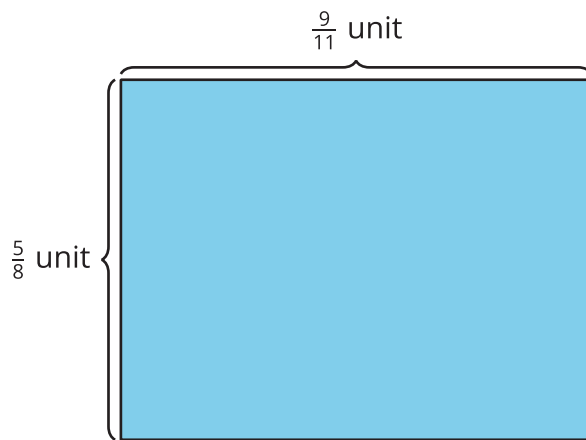
---

---

---

---

3. Diego drew this diagram to represent the product  $\frac{9}{11} \times \frac{5}{8}$ . How can the diagram help Diego find the value of  $\frac{9}{11} \times \frac{5}{8}$ ? Explain or show your reasoning.



## Activity 2

### Multiply Fractions

Find the value that makes each equation true. Draw a diagram if it is helpful.

1.  $\frac{3}{8} \times \frac{2}{5} = \underline{\hspace{2cm}}$

2.  $\frac{3}{4} \times \frac{9}{5} = \underline{\hspace{2cm}}$

3.  $\frac{10}{5} \times \frac{6}{5} = \underline{\hspace{2cm}}$

4.  $\frac{8}{9} \times \underline{\hspace{2cm}} = \frac{56}{36}$

5.  $5 \times \underline{\hspace{2cm}} = \frac{15}{8}$

