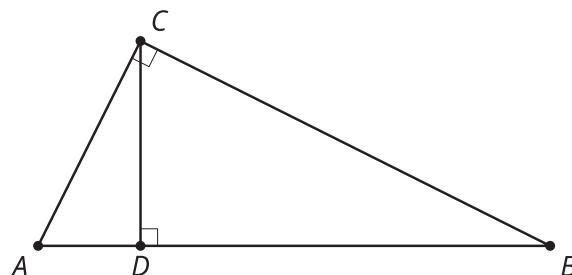


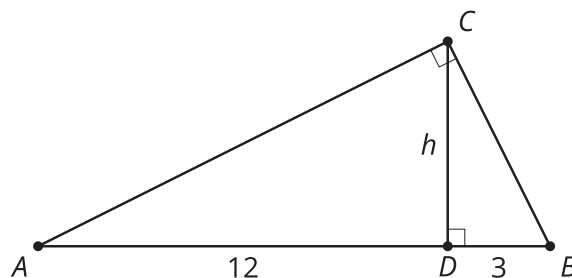
Lesson 13 Practice Problems

1. In right triangle ABC , altitude CD is drawn to its hypotenuse. Select **all** triangles which must be similar to triangle ABC .

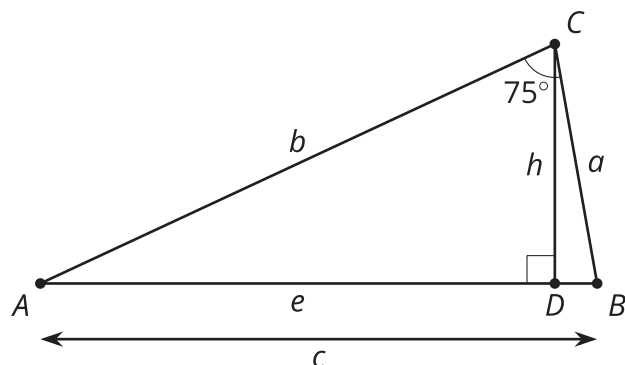


- A. ABC
- B. ACD
- C. BCD
- D. BDC
- E. CAD
- F. CBD

2. In right triangle ABC , altitude CD with length h is drawn to its hypotenuse. We also know $AD = 12$ and $DB = 3$. What is the value of h ?



3. In triangle ABC (not a right triangle), altitude CD is drawn to side AB . The length of AB is c . Which of the following statements must be true?

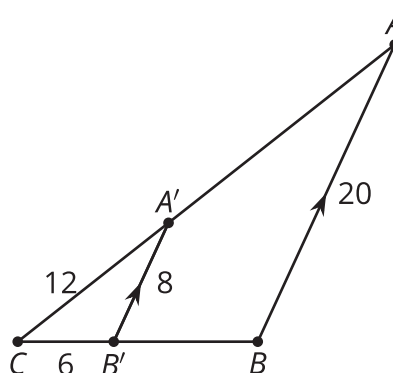


- A. The measure of angle ACB is the same measure as angle B .
 - B. $b^2 = c^2 + a^2$.
 - C. Triangle ADC is similar to triangle ACB .
 - D. The area of triangle ABC equals $\frac{1}{2}h \cdot c$.
4. Quadrilateral $ABCD$ is similar to quadrilateral $A'B'C'D'$. Write 2 equations that could be used to solve for missing lengths.

(From Unit 3, Lesson 12.)

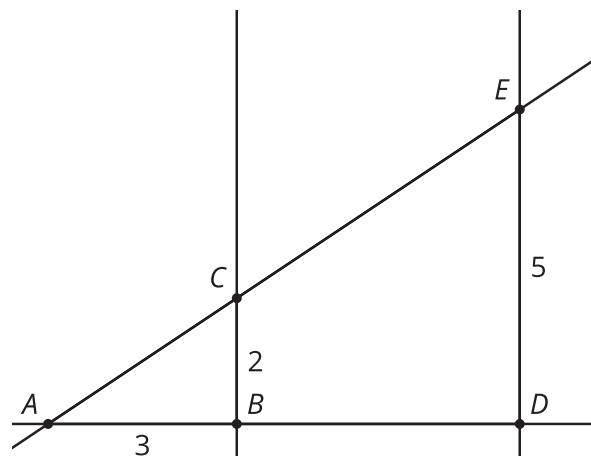
5. Segment $A'B'$ is parallel to segment AB .

- a. What is the length of segment $A'A$?
- b. What is the length of segment $B'B$?



(From Unit 3, Lesson 11.)

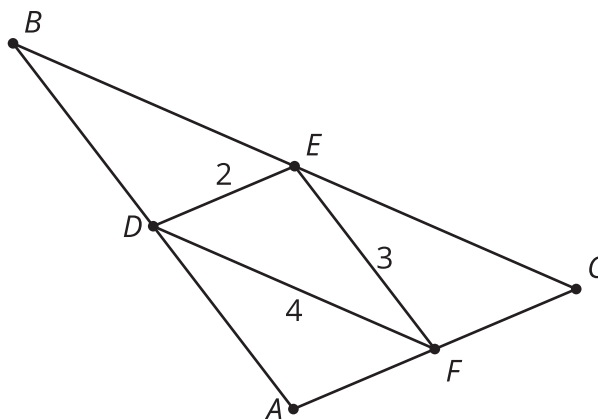
6. Lines BC and DE are both vertical. What is the length of AD ?



- A. 4.5
- B. 5
- C. 7.5
- D. 10

(From Unit 3, Lesson 12.)

7. Triangle DEF is formed by connecting the midpoints of the sides of triangle ABC . Select **all** true statements.



- A. Triangle BDE is congruent to triangle EFC
- B. Triangle BDE is congruent to triangle DAF
- C. BD is congruent to FE
- D. The length of BC is 8
- E. The length of BC is 6

(From Unit 3, Lesson 5.)