Directions:

- Use the same unit as your partner. Measure up to 8 objects to the nearest inch or centimeter. Create a line plot. Represent your measurement data. Add a title and label.
- Ask your partner 2 questions that can be answered using the data in your line plot.





CC BY NC 2024 Illustrative Mathematics®

Directions:

- Measure up to 8 objects to the nearest quarter inch.
- Create a line plot representing your measurement data. Don't forget to add a title and label.
- Ask your partner 2 questions that can be answered based on the data in your line plot.





CC BY NC 2024 Illustrative Mathematics®

Directions:

- Measure up to 8 objects to the nearest $\frac{1}{8}$ inch.
- Create a line plot. Represent your measurement data. Don't forget to add a title and label.
- Ask your partner 2 questions that can be answered based on the data in your line plot. Your partner should use addition or subtraction to answer the questions.





CC BY NC 2024 Illustrative Mathematics®

Directions:

- Measure up to 8 objects to the nearest $\frac{1}{8}$ inch.
- Create a line plot. Represent your measurement data. Don't forget to add a title and label.
- Ask your partner 2 questions that can be answered based on the data in your line plot. Your partner should use addition, subtraction, or multiplication to answer the questions.





CC BY NC 2024 Illustrative Mathematics®