



# One of the Pieces, All of the Pieces


Let's describe equal pieces of shapes.

Warm-up


## Which Three Go Together: Split Shapes

Which 3 go together?

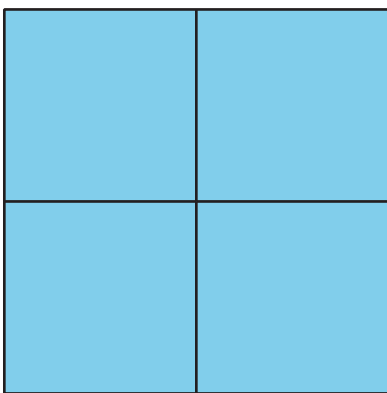
**A**



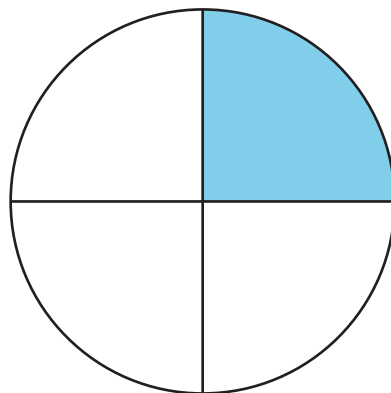
**B**



**C**




**D**



## Activity 1


### Color a Piece

1. Split the square into halves.



Color in 1 of the halves.  
How much of the square is colored in?

2. Split the circle into fourths.



Color in 1 of the fourths.  
How much of the circle is colored in?

## Activity 2

### Card Sort: Shaded Pieces

Sort your cards into these categories.

A fourth or a quarter  
is shaded.

A half is shaded.

The whole shape  
is shaded.

The pieces are  
*not* equal.



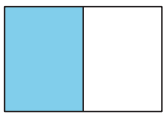
## Activity 3

### Describe Equal Pieces

Pick 1 or more of these phrases to describe each shape.

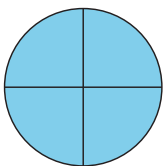
- Split into fourths
- Split into halves
- Split into quarters
- Half shaded
- A quarter shaded
- A fourth shaded
- 2 halves shaded
- 4 fourths shaded

1.




---

2.



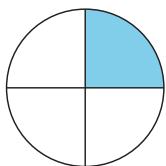
---

3.




---

4.



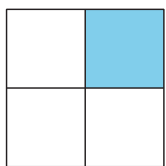
---

5.



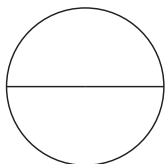
---

6.



---

7.



---

