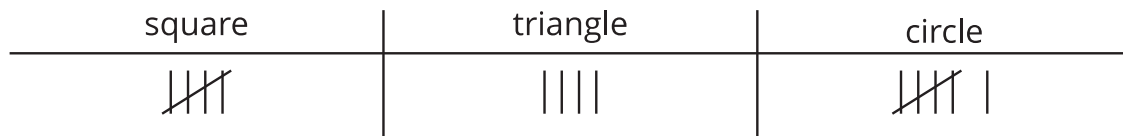


## Section C: Practice Problems

1. Jada showed how she sorted some shapes.



Jada made statements about how she sorted.  
Decide whether each statement is true or false.

a. There are 6 triangles.



True

or



False

b. There are 15 shapes altogether.



True

or



False

c. The number of shapes that are squares or triangles is the same as the number of circles.



True

or



False

(From Unit 1, Lesson 11.)

2. A class was asked about their favorite birds at the zoo.  
Their responses are shown here.

Birds at the Zoo		
ostrich	penguin	eagle
4	13	5

Write 3 things that you learned about the class' favorite birds at the zoo.

---

---

---

---


---

---

---

(From Unit 1, Lesson 11.)

3. Use the data to answer the questions.



a. How many students chose dogs?

\_\_\_\_\_

b. How many students chose birds?

\_\_\_\_\_

c. How many students chose dogs or cats?

\_\_\_\_\_

d. How many students chose cats or birds?

\_\_\_\_\_

e. How many students took the survey?

\_\_\_\_\_

(From Unit 1, Lesson 12.)

4. Use the data to answer the questions.

Favorite Snack		
apple	yogurt	nuts
8	3	6

a. How many students chose yogurt?

\_\_\_\_\_

b. How many students chose apple?

\_\_\_\_\_

c. How many students chose apple or nuts?

\_\_\_\_\_

d. How many students chose apple or yogurt?

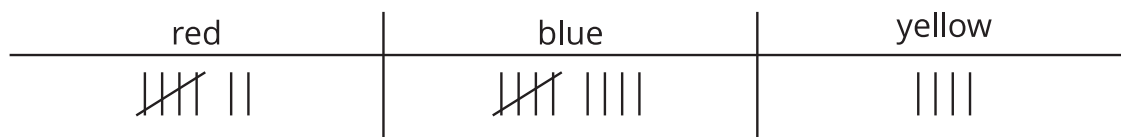
\_\_\_\_\_

e. How many students took the survey?

\_\_\_\_\_

(From Unit 1, Lesson 12.)

5. Crayons are sorted into categories based on color.



What are 2 questions that you can ask about the crayons?

---

---

---

---

(From Unit 1, Lesson 13.)

## 6. Exploration

Use the data to answer the question.

Seashells Found on the Shore		
Noah	Tyler	Elena
6	7	19

If the answer to a question about this data is 13, what could the question be?

---

---

## 7. Exploration

a. Gather data at home or school and make a display of the data.

b. Ask a math question about the data.

---

---

c. Trade displays and questions with a partner and answer your partner's question.