

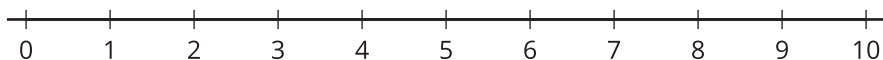


# Inequalities

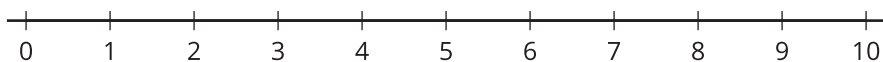
Let's solve and graph inequalities.

## 16.1 Graphing Inequalities

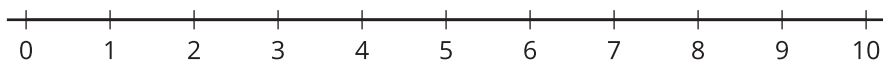
1.  $x > 5$



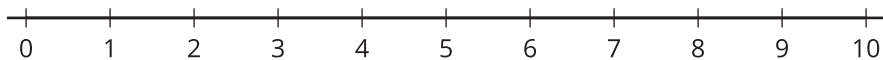
2.  $x < 3$



3.  $x \leq 2$



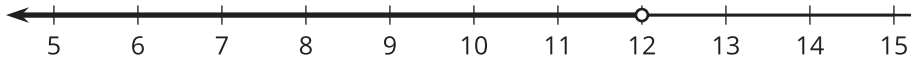
4.  $x \geq 4$



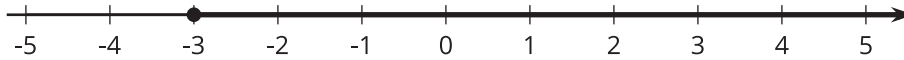
## 16.2 Writing Inequalities

Write an inequality that describes the graph on each number line.

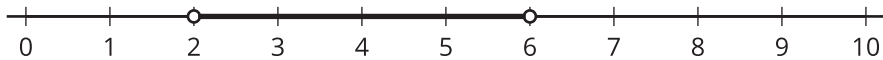
1.



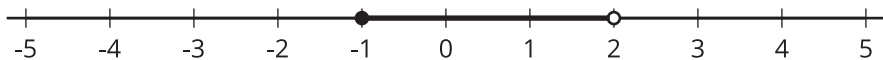
2.



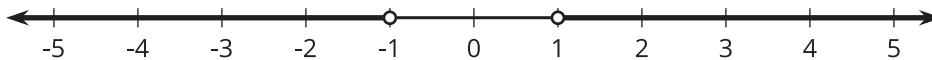
3.



4.



5.



6.

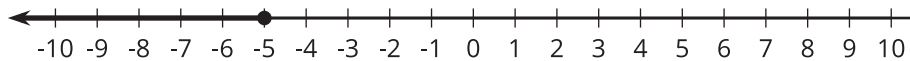


## 16.3 Solving Inequalities

Solve each inequality and match it with its graph. Be prepared to explain your reasoning.

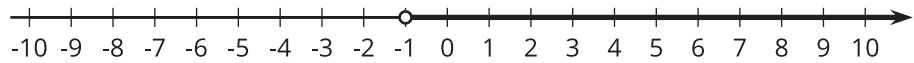
1.  $-x + 3 > 5$

A.



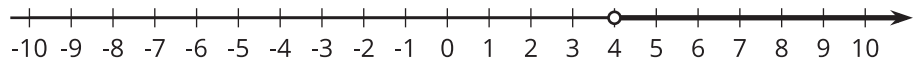
2.  $x + 5 \leq 4$

B.



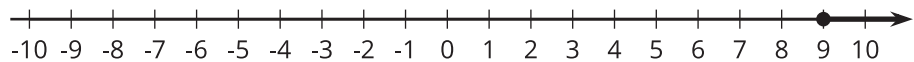
3.  $-5x < 5$

C.



4.  $3x - 7 \geq 20$

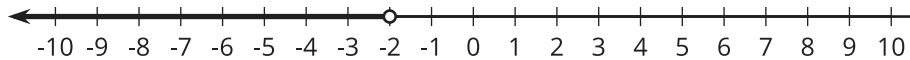
D.



5.  $5x + 3 < 13$

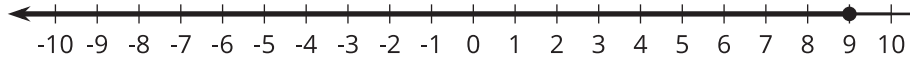
6.  $2(x - 1) \leq 16$

E.



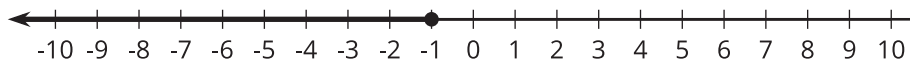
7.  $-4(2x + 3) \geq 28$

F.



8.  $-x + 3 > 5$

G.



H.

