Unit 3, Lesson 2

# Represent Unit Fraction Multiplication

Let's write expressions to represent multiplication of unit fractions.

Warm-up

## Which Three Go Together: Diagrams

Which 3 go together?

**A**

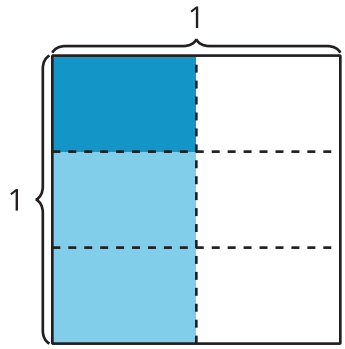


**B**

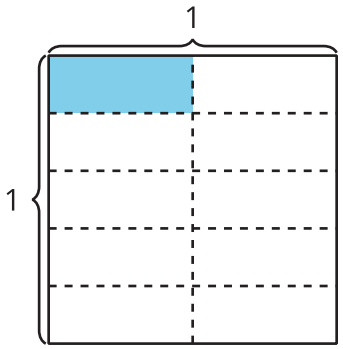


**C**

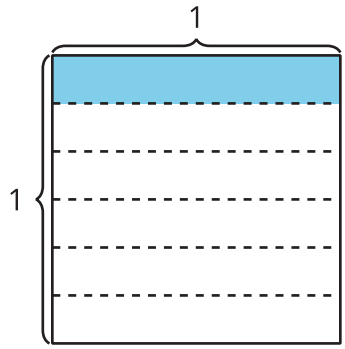


**D**

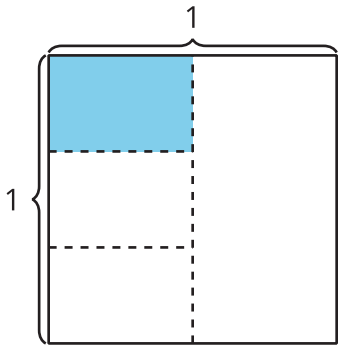

Activity 1

## Interpret Diagrams

1. Show $\frac{1}{3}$ of the square.
   Shade $\frac{1}{4}$ of $\frac{1}{3}$ of the square.
   How much of the whole square is shaded?

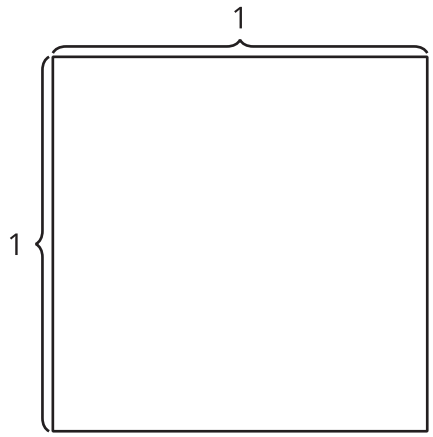


2. Show $\frac{1}{4}$ of the square.
   Shade $\frac{1}{3}$ of $\frac{1}{4}$ of the square.
   How much of the whole square is shaded?

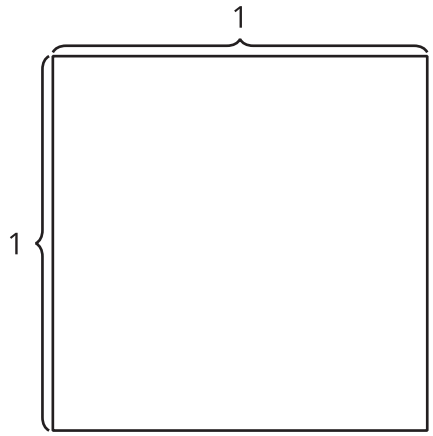


3. How are the diagrams alike? How are they different?

Activity 2

## Write an Expression

Priya shaded part of a square.

1. How does the expression $\frac{1}{5} \times \frac{1}{2}$ represent the area of the shaded part? Explain or show your reasoning.

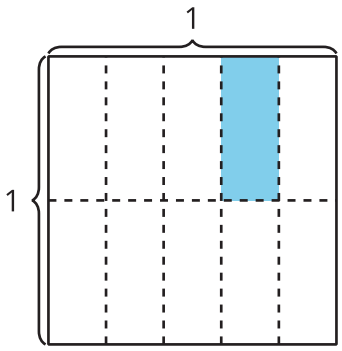


2. How does the expression $\frac{1}{2} \times \frac{1}{5}$ represent the area of the shaded part? Explain or show your reasoning.

3. Write a multiplication expression to represent the area of the shaded piece. Explain or show your reasoning.

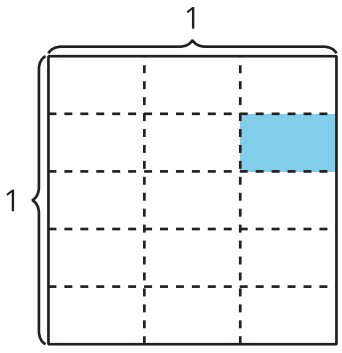


4. How much of the whole square is shaded?