



# Diagrams and Equations for Word Problems

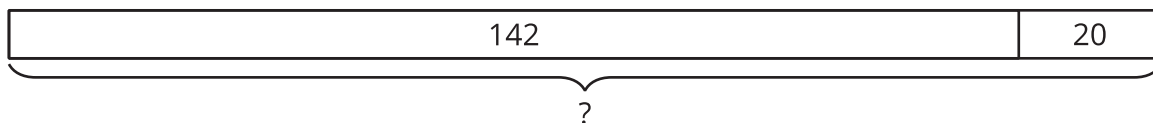
Let's connect diagrams and equations to situations.

## Warm-up


## Notice and Wonder: Diagrams

What do you notice? What do you wonder?

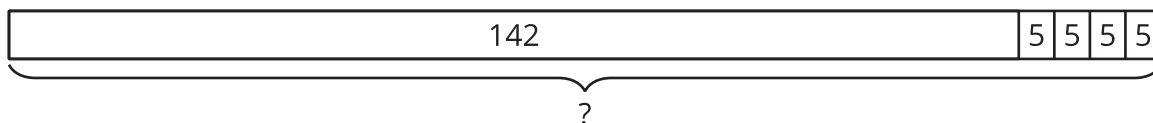
**A**



**B**



**C**



## Activity 1

### Card Sort: Situations, Equations, and Diagrams

Your teacher will give you a set of cards.

Match each situation to a diagram or an equation. Some situations will match a diagram and an equation. Be ready to explain your reasoning.

## Activity 2

### Makes Sense to Me: A Gallery Walk

1. Your teacher will assign a problem to your group. Work together to solve your assigned problem.
2. Create a poster of your group's solution. Organize your work so that it can be followed by others.
3. As you visit other groups' posters, consider how each answer makes sense.

Choose 1 poster and make a comment on the solution. Write on your sticky note how you know the answer makes sense.