

Matching Tables and Graphs

1. When you buy two shirts, you get the second one at half-price.

x	y
1	10
2	15
3	25
4	30
5	40
6	45

Matching Tables and Graphs

2. These t-shirts cost \$8 each.

x	y
1	8
2	16
4	32
5	40
7	56
8	64

Matching Tables and Graphs

3. In the science lab there is a chart to help students convert temperatures from Celsius to Fahrenheit.

x	y
0	32
10	50
20	68
30	86
40	104
50	122

Matching Tables and Graphs

4. She is planning on serving $\frac{1}{3}$ cup of rice per person.

x	y
1	$\frac{1}{3}$
2	$\frac{2}{3}$
3	1
4	$1\frac{1}{3}$
5	$1\frac{2}{3}$
6	2

Matching Tables and Graphs

5. Entrance to a state park costs \$6.00 per vehicle, plus \$2.00 per person in the vehicle. One vehicle can seat 6 people.

x	y
1	8
2	10
3	12
4	14
5	16
6	18

Matching Tables and Graphs

6. He measures the time that has elapsed after each lap he runs.

x	y
1	2
2	4
3	7
4	9
5	11
6	15

7. A recipe uses 2 tablespoons of honey for every 8 cups of flour.

x	y
2	8
3	12
6	24
7	28
10	40
12	48

8. She is filling her fish tank with water. The chart shows the gallons of water after so many minutes.

x	y
1	1.6
2	3.2
3	4.8
4	6.4
5	8.0
6	9.6

9. Ten empty aluminum cans weigh 0.15 kg.

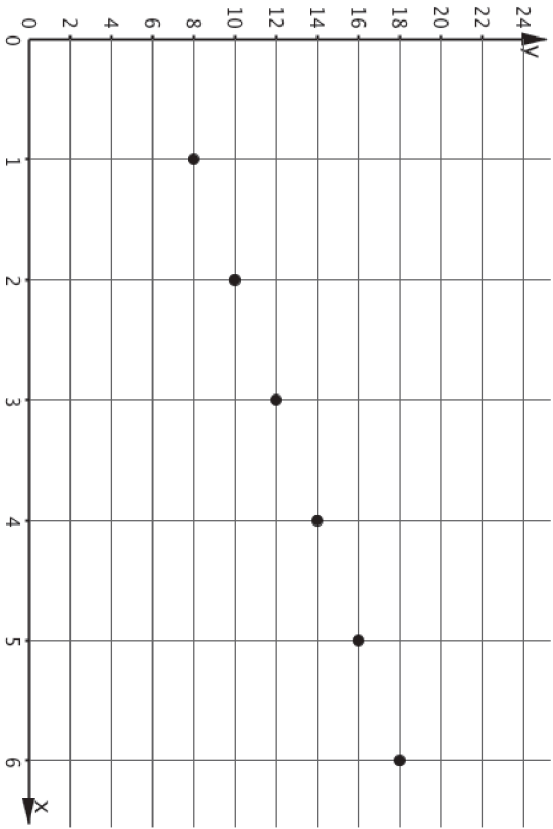
x	y
10	0.15
20	0.30
25	0.375
40	0.60
50	0.75
60	0.90

10. The area of a square is the square of the side length.

x	y
1	1
2	4
4	16
5	25
7	49
10	100

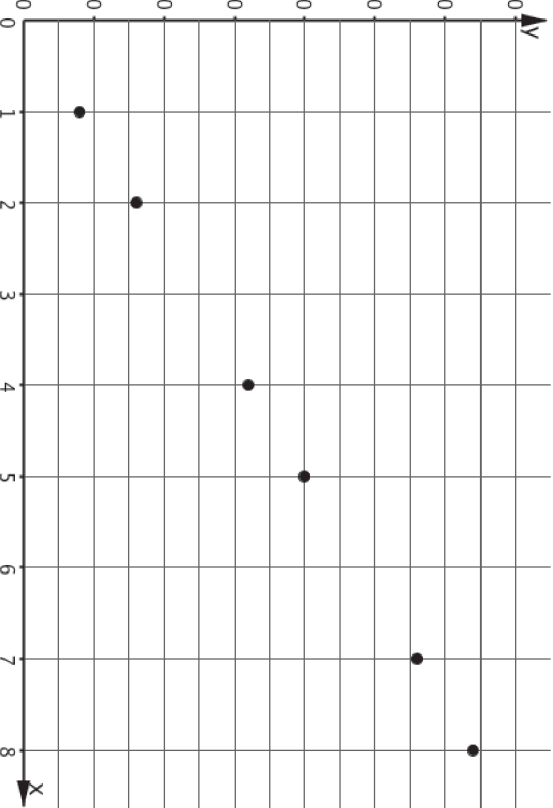
Matching Tables and Graphs

A.

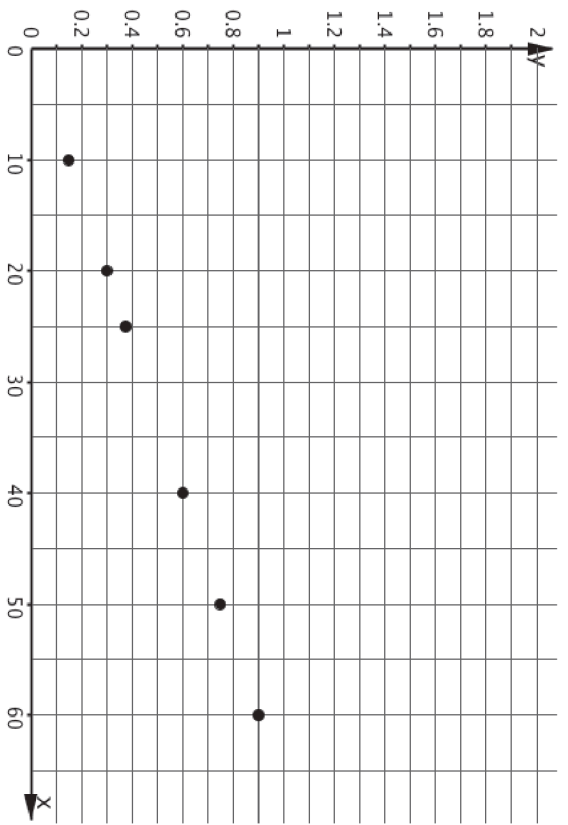


Matching Tables and Graphs

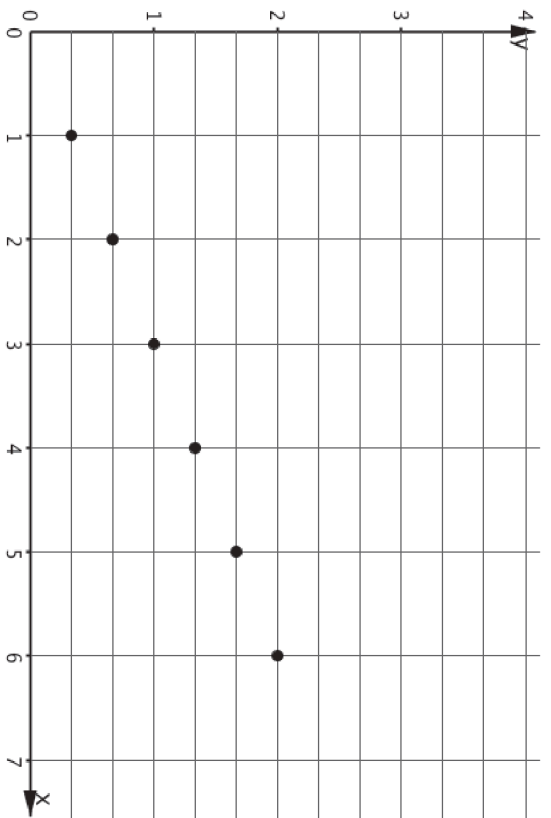
B.



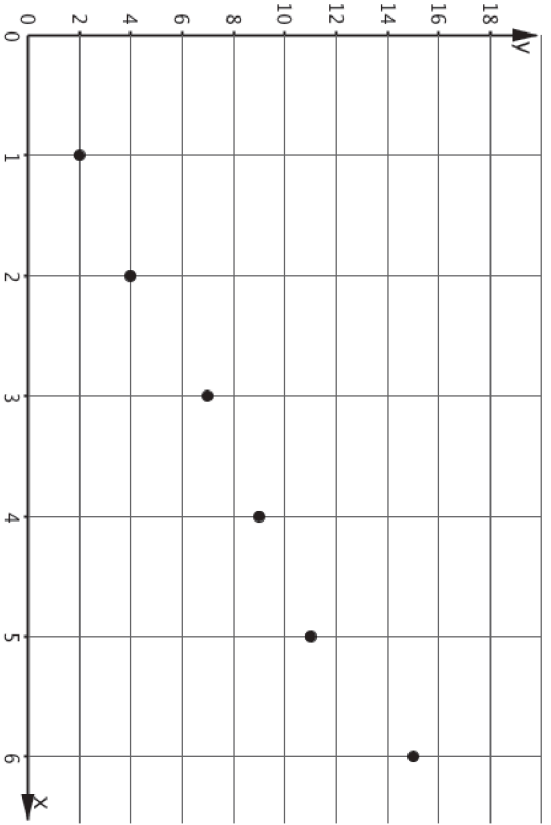
C.
Matching Tables and Graphs



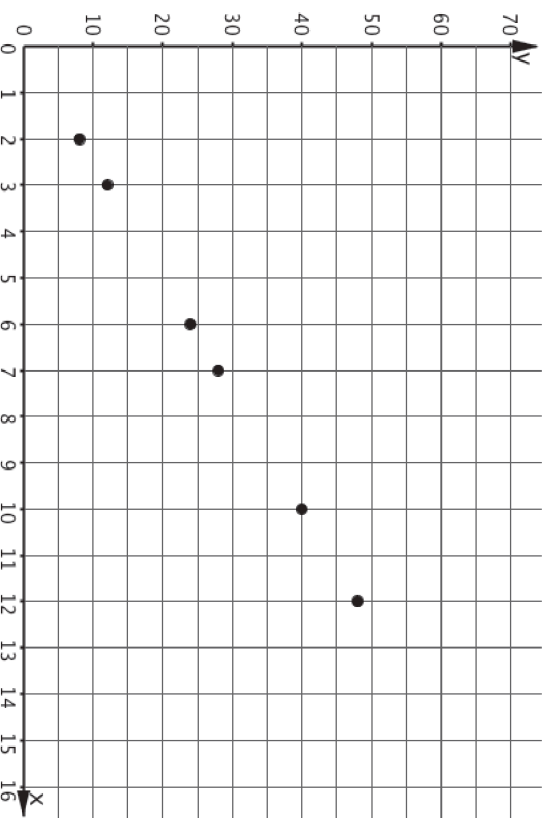
D.
Matching Tables and Graphs




E.
Matching Tables and Graphs



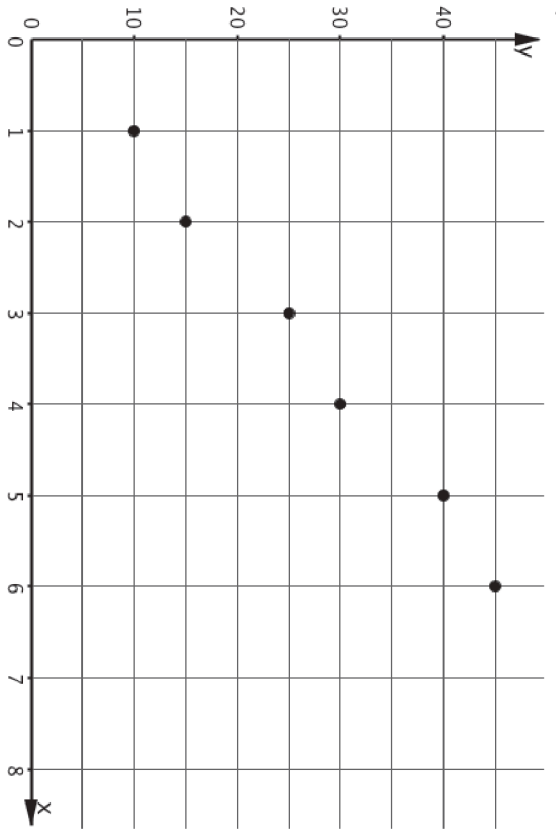
F.
Matching Tables and Graphs




G. Matching Tables and Graphs



H. Matching Tables and Graphs



I. Matching Tables and Graphs



J. Matching Tables and Graphs

