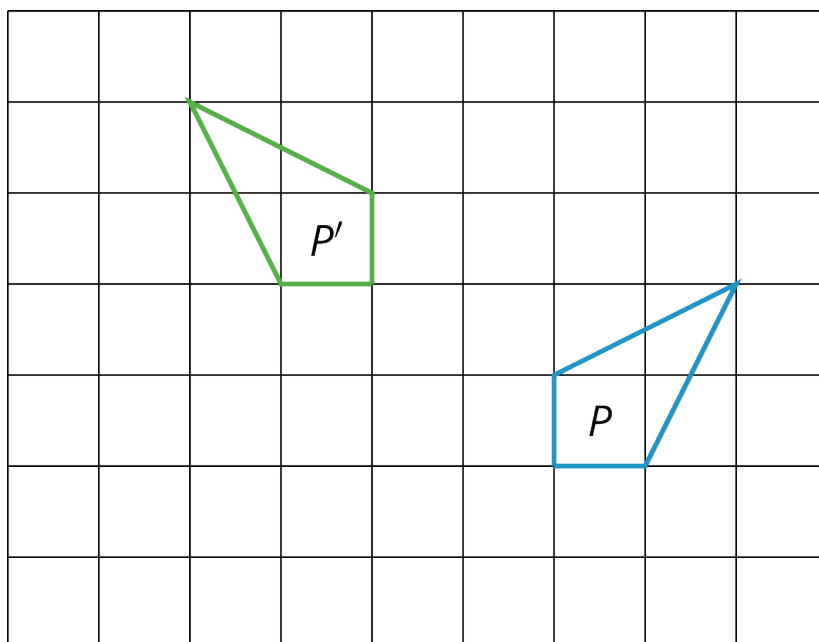


# Lesson 6: Describing Transformations

Let's transform some polygons in the coordinate plane.

## 6.1: Finding a Center of Rotation

Andre performs a 90-degree counterclockwise rotation of Polygon P and gets Polygon P', but he does not say what the center of the rotation is. Can you find the center?



## 6.2: Info Gap: Transformation Information

Your teacher will give you either a *problem card* or a *data card*. Do not show or read your card to your partner.

If your teacher gives you the *problem card*:

1. Silently read your card and think about what information you need to be able to answer the question.
2. Ask your partner for the specific information that you need.
3. Explain how you are using the information to solve the problem.

Continue to ask questions until you have enough information to solve the problem.

4. Share the *problem card* and solve the problem independently.
5. Read the *data card* and discuss your reasoning.

If your teacher gives you the *data card*:

1. Silently read your card.
2. Ask your partner “*What specific information do you need?*” and wait for them to *ask* for information.

If your partner asks for information that is not on the card, do not do the calculations for them. Tell them you don’t have that information.

3. Before sharing the information, ask “*Why do you need that information?*” Listen to your partner’s reasoning and ask clarifying questions.
4. Read the *problem card* and solve the problem independently.
5. Share the *data card* and discuss your reasoning.

Pause here so your teacher can review your work. Ask your teacher for a new set of cards and repeat the activity, trading roles with your partner.

### Are you ready for more?

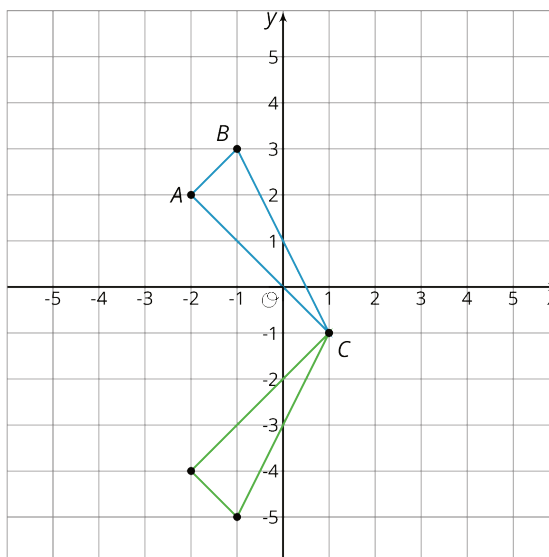
Sometimes two transformations, one performed after the other, have a nice description as a single transformation. For example, instead of translating 2 units up followed by translating 3 units up, we could simply translate 5 units up. Instead of rotating 20 degrees counterclockwise around the origin followed by rotating 80 degrees clockwise around the origin, we could simply rotate 60 degrees clockwise around the origin.

Can you find a simple description of reflecting across the  $x$ -axis followed by reflecting across the  $y$ -axis?

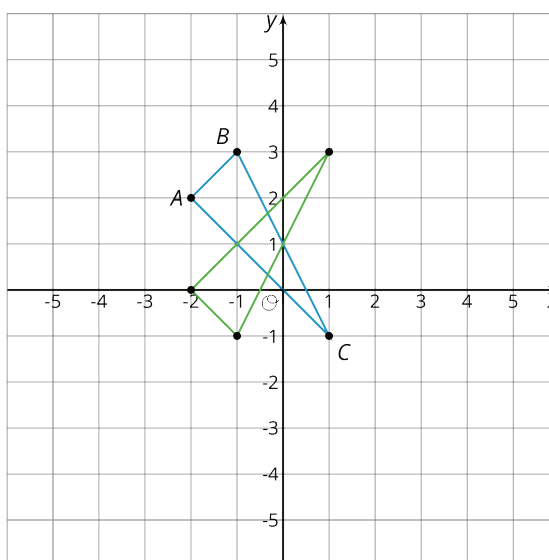
## Lesson 6 Summary

The center of a rotation for a figure doesn't have to be one of the points on the figure. To find a center of rotation, look for a point that is the same distance from two corresponding points. You will probably have to do this for a couple of different pairs of corresponding points to nail it down.

When we perform a sequence of transformations, the order of the transformations can be important. Here is triangle  $ABC$  translated up two units and then reflected over the  $x$ -axis.



Here is triangle  $ABC$  reflected over the  $x$ -axis and then translated up two units.



Triangle  $ABC$  ends up in different places when the transformations are applied in the opposite order!