




Measure with Paper Clips

Let's measure length with a new tool.

Warm-up

Estimation Exploration: Length of the Desk

How long is the desk in cubes?



Record an estimate that is:

too low	about right	too high


Activity 2

Measure Our Workbook

Circle whether you agree or disagree with each student.

Explain your reasoning.

1.



Andre says the workbook is 5 paper clips long.


Agree

Disagree

I _____ because _____



2.




Tyler says the workbook is 7 paper clips long.

Agree

Disagree

I _____ because _____

3.



Clare says the workbook is 8 paper clips long.

Agree

Disagree

I _____ because _____

Activity 3

Measure Strips of Tape

Use paper clips to measure each strip of tape.

1. The length of Tape A is _____ paper clips.

2. The length of Tape B is _____ paper clips.

3. The length of Tape C is _____ paper clips.

4. The length of Tape D is _____ paper clips.

5. The length of Tape E is _____ paper clips.

6. The length of Tape F is _____ paper clips.