



# Specific Side Lengths

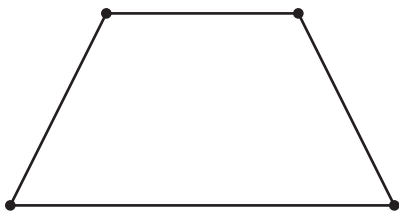
Let's find and draw shapes with specific side lengths.

## Warm-up

### Which Three Go Together: Different Shapes

Which 3 go together?

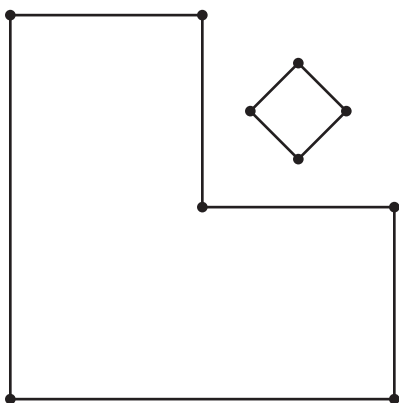
**A**



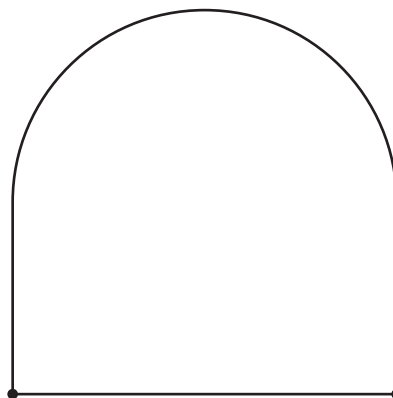
**B**



**C**





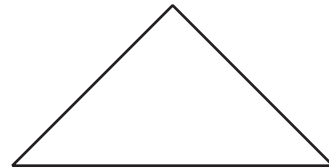
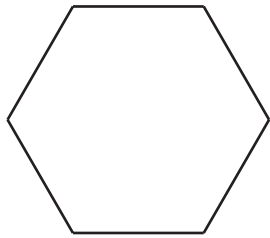
**D**



## Activity 1

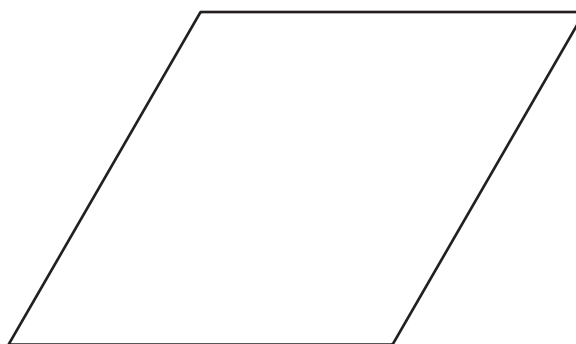
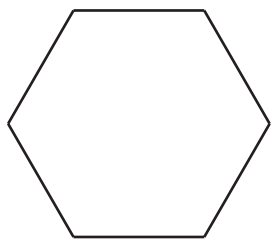
### Measure Twice, Draw Once

1. Diego draws a shape with fewer than 5 sides. Two sides are 3 centimeters long. Circle shapes that could be his shape.



2. Tyler draws a shape with 4 sides. Each side is 2 inches long.

a. Circle shapes that could be his shape.



b. Draw another shape that could be Tyler's shape.

3. Priya draws a shape with more sides than Tyler's shape. Only 1 side of her shape is 2 inches long. Draw 2 shapes that could be her shape.



## Activity 2

### Build a Shape

1. Choose your own attributes. Circle 1 in each row.

sides	3	4	5	6
corners	3	4	5	6
side length	1 side is 2 in.	2 sides are 2 in.	2 sides are 3 in.	4 sides are 2 in.
square corners	0	1	2	all square corners

Draw and name a shape with your attributes. If you can't draw the shape, explain your reasoning.

Shape:

Name: \_\_\_\_\_

2. Choose new attributes. Circle 1 in each row.

sides	3	4	5	6
corners	3	4	5	6
side length	1 side is 2 in.	2 sides are 2 in.	2 sides are 3 in.	4 sides are 2 in.
square corners	0	1	2	all square corners

Draw and name a shape with your attributes. If you can't draw the shape, explain your reasoning.

Shape:

Name: \_\_\_\_\_



3. Choose new attributes. Circle 1 in each row.

sides	3	4	5	6
corners	3	4	5	6
side length	1 side is 2 in.	2 sides are 2 in.	2 sides are 3 in.	4 sides are 2 in.
square corners	0	1	2	all square corners

Draw and name a shape with your attributes. If you can't draw the shape, explain your reasoning.

Shape:

Name: \_\_\_\_\_



4. Cover your attribute table. Trade papers with your partner. Guess which attributes they used.

If you have time: Are there any attributes that are impossible to put together to make a shape? Show your thinking, using drawings, numbers, or words.