




Cubic Units of Measure

Let's use different cubic units to measure volume.

Warm-up

Notice and Wonder: Two Prisms

What do you notice? What do you wonder?



Activity 1

What Are the Units?

For each object, choose the cubic unit you would use to measure the volume: cubic centimeter, cubic inch, or cubic foot.

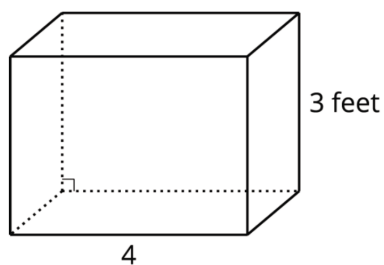
volume of	unit
a moving truck	
a freezer	
a juice box	
a classroom	
a dumpster	
a lunch box	



Activity 2

Info Gap: Sizing Up Cubic Units (Part 1)

Problem Card

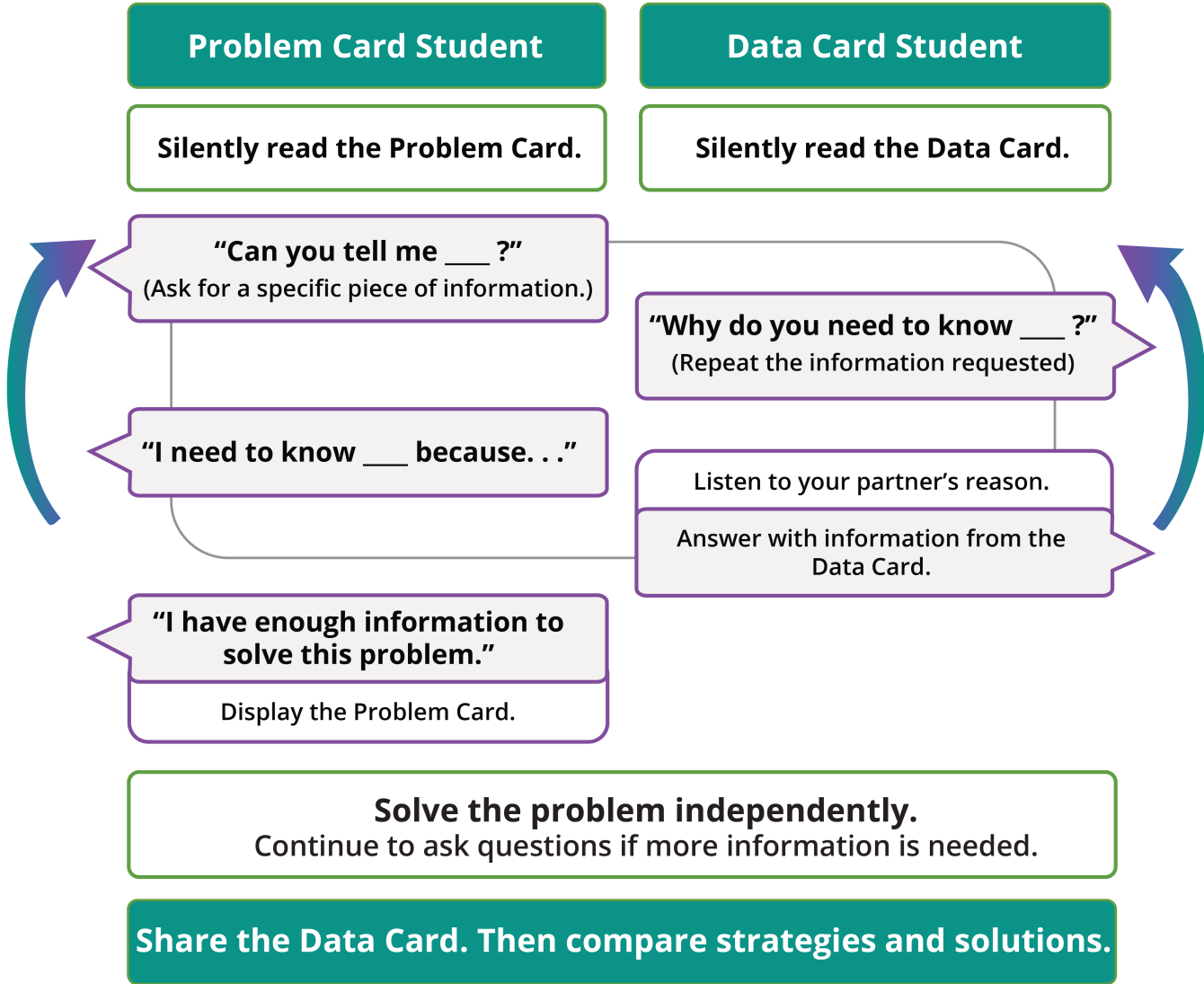


What is the volume of this freezer?

Activity 3

Info Gap: Sizing Up Cubic Units (Part 2)

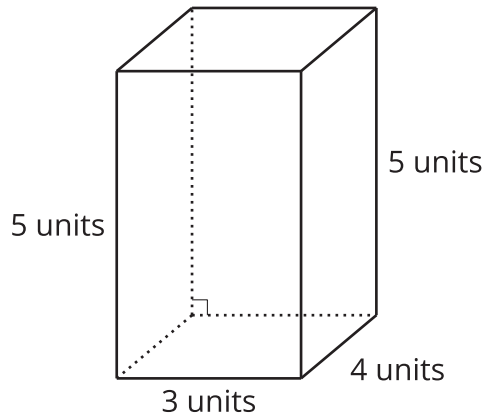
Your teacher will give you either a Problem Card or a Data Card. Do not show or read your card to your partner.



Pause here so your teacher can review your work. Ask your teacher for a new set of cards and repeat the activity, trading roles with your partner.

Section B Summary

We learned to find the volume of a right rectangular prism by multiplying the side lengths or by multiplying the **area** of the base by the height.



$$4 \times (5 \times 3)$$

$$(4 \times 5) \times 3$$

$$15 \times 4$$

Each of these expressions represents the volume of this prism. The volume of this rectangular prism is 60 cubic units.

We learned to use different cubic units to measure the volume of objects of different sizes. We used cubic inches, cubic feet, cubic yards, and cubic centimeters to measure volume.